



SCIENCE
BASED
TARGETS

DRIVING AMBITIOUS CORPORATE CLIMATE ACTION

SCIENCE-BASED NET-ZERO

Scaling Urgent Corporate Climate Action Worldwide

SCIENCE BASED TARGETS INITIATIVE ANNUAL PROGRESS REPORT,
2021 – APPENDIX

VERSION 1.2 – UPDATED JUNE 2022

APPENDIX: PROGRESS RESULTS OF NEAR-TERM SCIENCE-BASED TARGETS 2021

This document is the appendix of the Science Based Targets initiative [Progress Report, 2021 'Science-based net-zero: Scaling urgent corporate climate action worldwide'](#).

About the Science Based Targets initiative, the annual progress report and this appendix

The Science Based Targets initiative (SBTi) is a global body enabling businesses to set ambitious emissions reduction targets in line with the latest climate science. The initiative is a collaboration between CDP, the United Nations Global Compact, World Resources Institute (WRI) and the World Wide Fund for Nature (WWF), and one of the We Mean Business Coalition commitments. The SBTi's goal is to provide companies worldwide with the confidence that their climate targets are supporting the global economy to halve emissions before 2030, and achieve net-zero before 2050.

The [Science Based Targets initiative Annual Progress Report, 2021](#) shows how the SBTi became the global body enabling businesses to set ambitious emissions reductions targets in line with the latest climate science. This appendix presents science-based target progress performance per-company and per-target as of July 31 2021.

The SBTi Progress Report is released annually. Previous reports can be accessed on the [SBTi's website](#).

Introduction

Progress reporting is integral to the credibility of companies' science-based targets. All companies with targets shall publicly report their progress against published targets annually as per the [SBTi Criteria and Recommendations](#). The SBTi recommends public disclosure through standardized, comparable data platforms such as CDP's climate change annual questionnaire, companies' reports or directly on their websites.

In its [2020 Progress Report](#), the SBTi analyzed for the first time the overall emissions trends of companies with approved science-based targets between 2015 and 2019. This year, the SBTi has undergone an assessment of publicly available reported target progress data for all near-term approved science-based targets as of July 31 2021.

METHODOLOGY FOR ASSEMBLING PER-COMPANY AND PER-TARGET DATA

This analysis includes 692 companies and 142 small-or-medium sized enterprises (SMEs) that had their near-term targets approved as of July 31 2021. Resubmissions or voluntary ambition updates that were approved or published after this date were not included in this analysis. For these 834 entities with approved targets, the following methodology was used to match publicly reported information with their published target details in order to show their self-reported progress towards targets. 1,705 near-term targets were reviewed as part of this analysis.



Progress data as represented in the report have been reported publicly by companies themselves, and data presented should not be interpreted as confirmation or validation of a company's progress towards or achievement of targets.

Target progress data sources

- Publicly available target progress data from CDP self-reported responses of companies (2021 climate change questionnaire, in the targets and performance section, under questions C4.1a, C4.1b, C4.2a, and C4.2b).
- Publicly available information provided in sustainability or other corporate reports, company websites, or non-financial reports.

Exclusions

- Certain early approved targets that do not allow for comparative reporting and/or targets for which progress could not be tracked and presented at the time of writing the report, including embodied carbon targets, efficiency and performance targets, cumulative emission reduction targets, and net-zero targets.
- Targets that are no longer active (i.e. replaced by newer targets). Note that some of these archived targets are no longer active because companies consider them 'achieved' and have replaced them with further targets.
- Targets with a target year in the past and targets set in 2021.

Matching methodology for companies disclosing publicly to CDP

The process for matching SBTi published targets to CDP-reported targets involved a combination of automated matching and manual review. The accounting year corresponding to the CDP target progress was assigned as the year in which the end of the accounting period fell, in order to correctly categorize fiscal years. From the 834 companies included in the analysis, 61% responded publicly to the CDP 2021 climate change questionnaire (499 companies and 13 SMEs).

Matching was performed in the following order and prioritization:

- First-degree matching of data was done against base year, target year, target value, scope(s) covered, and emission intensity metric/activity indicator (in case of intensity targets).
- Second-degree matching included allowing for base year differences of ± 1 year, target year differences of ± 1 year, and target value differences of ± 1 (to account for rounding differences), in addition to the first-degree matching above.
- For target scopes reported to CDP in a one-to-many or many-to-one fashion, all target scope combinations were matched and reported in the most disaggregate fashion. A company may have set a combined scope 1, 2 and 3 target but reported two targets to CDP corresponding to scopes 1 and 2 and scope 3 (reverse also occurs). For these multiple matches, the information on progress is presented as reported at the original target prior to the aggregation and the target progress is not calculated. These cases can be identified as clarified in the appendix.
- Manual review was conducted to resolve any inconsistencies in data (data quality or data input errors).
- Information on scope 3 categories covered was also presented, where applicable.
- The base year was not used as a matching criterion for supplier engagement targets because the base year is not named in the target language.
- Cases where the "Please explain" field in the target section of the CDP climate change questionnaire indicated a clear divergence from the approved target, such as use of offsets, were not considered a match even when all other data points coincided.

Desk research

For the cases where CDP responses did not match the validated target (56 cases), for the remaining companies or SMEs disclosing privately to CDP (52 cases), and for the remaining 322 companies and SMEs, a desk research was performed. This included the research, collection and analysis of publicly available information provided in sustainability or other corporate reports, company websites, and/or non-financial reports, using techniques such as keyword searches and similar match criteria, when data were available.

The desk research was performed between February and March 2022 and used the latest resources available at the time of review. Information or reports published after this date were not considered and will be reviewed for next year. The analysis followed the same logic as the matching methodology for CDP disclosure described above. Information of progress against targets was only considered when it was explicitly stated that it referred to an approved science-based target. In some cases, progress was derived from GHG emissions data, when they were associated with the approved target(s).

Furthermore, additional external research was not conducted for companies that reported target data to CDP as it was assumed that companies would provide all relevant target data via CDP disclosure, if it were present. Similarly to the automated matches, cases where use of offsets was included in the calculation of target progress were not presented in the analysis.

Results of the per-target data review

From 1,705 targets reviewed in this analysis, we present progress information of 929 targets (54%) that were matched either with CDP climate change questionnaire data (90%) or other publicly available sources (10%). From the 929 matched targets 912 correspond to companies and 17 to SMEs.

In addition, 46% of the targets reviewed in this analysis were not reported in the appendix (652 and 124 targets from companies and SMEs respectively). There are a few reasons why progress was not shown for these targets:

- Publicly available progress data were found but the targets are not reported in the appendix because it was not certain that the company's reported target corresponds to the SBTi target or there were differences in the data fields used for matching, as described above. Examples of such circumstances include targets with discrepancies in target value (greater than ± 1 point), different activity units (for intensity targets), base/target year differences that

cannot be accounted for by a financial year, differences in target types (absolute target reported as intensity target), and targets could not be matched post aggregation or disaggregation of scopes.

- Progress for some targets set in or after 2021 was not found. Progress disclosure was not expected to be found for many of these targets, as they may have been set after the CDP disclosure deadline or would not have meaningful progress to be reported.
- No matching publicly reported data were available. These include targets from companies that did not report publicly to CDP in 2021 and for which no other published target progress information was found through the desk research.
- The company clearly indicates the used offsets in the calculation of the target progress.

Information about science-based target progress performance per-company and per-target are presented in the table below. [Detailed datasets are also available on the SBTi website.](#)

Disclaimer

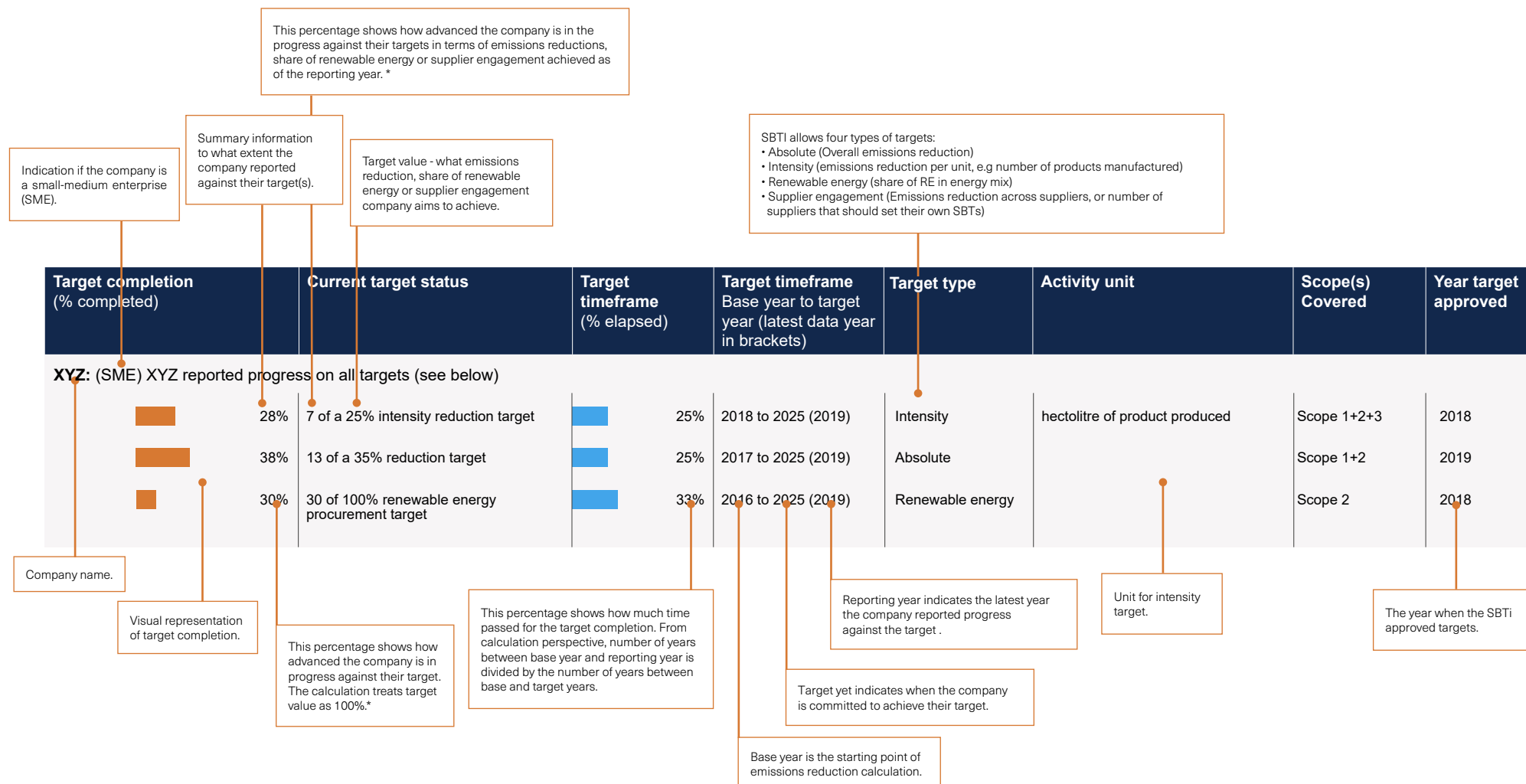
The data points and the insights mentioned throughout the report in the form of texts, graphs and in the appendix table have been calculated/written based on the data provided by the SBTi from various sources internal to their database, public CDP disclosure data, and data obtained by Accenture from public company reports and other public sources. Accenture was not responsible for verifying and shall not be responsible for the accuracy of any of the data sources, data points, data-driven insights mentioned throughout the report.

ACCESS THE PROGRESS DATA

[Access the data in the table below in XLS format on the SBTi website.](#)

HOW TO READ THE TABLE: SCIENCE-BASED TARGET

PROGRESS PERFORMANCE PER-COMPANY AND PER-TARGET



*Based on self-reported values

The scope 3 categories covered by scope 3 targets are indicated by superscripts. The table below indicates the meaning of each superscript, which generally align with the numbers of the scope 3 categories. Note that category 11 is disaggregated in certain cases where companies have set targets covering different portions of the use of sold products. For more information on scope 3 categories, see the [Scope 3 Accounting and Reporting Standard](#).

| Superscript | Description |
|--------------------|---|
| 1 | Purchased goods and services |
| 2 | Capital goods |
| 3 | Fuel- and energy-related activities |
| 4 | Upstream transportation and distribution |
| 5 | Waste generated in operations |
| 6 | Business travel |
| 7 | Employee commuting |
| 8 | Upstream leased assets |
| 9 | Downstream transportation and distribution |
| 10 | Processing of sold products |
| 11 | Use of sold products |
| 11a | Use of sold products and services associated with power supply |
| 11b | Use of sold products and services associated with power consumption |
| 11c | Use of sold products (direct) |
| 11d | Use of sold products (indirect) |
| 12 | End-of-life treatment of sold products |
| 13 | Downstream leased assets |
| 14 | Franchises |
| 15 | Investments |
| a | All upstream scope 3 categories |
| b | All scope 3 categories |





















SCIENCE-BASED
TARGET PROGRESS
PERFORMANCE PER-
COMPANY AND PER-
TARGET

| Target completion (% completed) | Current target status | Target timeframe (% elapsed) | Target timeframe Base year to target year (latest data year in brackets) | Target type | Activity unit | Scope(s) Covered | Year target approved |
|---|-----------------------|---|--|---------------------|-----------------------|---------------------------------|----------------------------|
| A1 Telekom Austria Group: A1 Telekom Austria Group reported progress on all SBTs. | | | | | | | |
| | -6% | -3 of a 50% reduction target | 9% | 2019 to 2030 (2020) | Absolute | Scope 1+2 | 2020 |
| | 18% | 9 of a 50% reduction target | 9% | 2019 to 2030 (2020) | Absolute | Scope 3 | 2020 |
| A2A S.p.A.: No comparable progress data of SBT(s) was publicly found for A2A S.p.A. | | | | | | | |
| Aardvark Certification Ltd.: (SME) No comparable progress data of SBT(s) was publicly found for Aardvark Certification Ltd. | | | | | | | |
| AB InBev: AB InBev reported progress on all SBTs. | | | | | | | |
| | 68% | 24 of a 35% reduction target | 38% | 2017 to 2025 (2020) | Absolute | Scope 1+2 | 2019 |
| | 42% | 11 of a 25% intensity reduction target | 38% | 2017 to 2025 (2020) | Intensity | hectolitre of beverage produced | 2018 |
| | 26% | 26 of a 100% renewable electricity procurement target | 44% | 2016 to 2025 (2020) | Renewable electricity | Scope 2 | 2019 |
| AB Volvo: AB Volvo reported progress on all SBTs. | | | | | | | |
| | 6% | 3 of a 50% reduction target | 18% | 2019 to 2030 (2021) | Absolute | Scope 1+2 | 2021 |
| | -57% | -17 of a 30% reduction target | 18% | 2019 to 2030 (2021) | Absolute | Scope 3 | 2021 |
| | 13% | 5 of a 38% reduction target | 13% | 2019 to 2034 (2021) | Absolute | Scope 3 | 2021 |
| | 5% | 2 of a 40% reduction target | 18% | 2019 to 2030 (2021) | Intensity | vehicle km - bus | 2021 |
| | -18% | -7 of a 40% reduction target | 18% | 2019 to 2030 (2021) | Intensity | vehicle km - truck | 2021 |
| ABB: ABB reported progress on all SBTs. | | | | | | | |
| | 22% | 18 of an 80% reduction target | 9% | 2019 to 2030 (2020) | Absolute | Scope 1+2 | 2021 |
| | 2% | 0 of a 15% reduction target | 9% | 2019 to 2030 (2020) | Absolute | Scope 3 | 2021 |
| ABOUT YOU: ABOUT YOU reported progress for at least one SBT. Information for other SBT(s) could not be publicly found or could not be represented. | | | | | | | |
| | 0% | 0 of a 80% reduction target | 17% | 2019 to 2025 (2020) | Absolute | Scope 1+2 | 2021 |
| ABP Food Group: No comparable progress data of SBT(s) was publicly found for ABP Food Group. | | | | | | | |























* In some cases, companies reported a single science-based target (SBT) as multiple disaggregated targets or reported multiple SBTs as a single aggregated target in their CDP disclosure. In these cases, the SBTs and CDP progress data are presented in separate rows, with the progress data italicized.

| Target completion (% completed) | Current target status | | | Target timeframe (% elapsed) | Target timeframe Base year to target year (latest data year in brackets) | Target type | Activity unit | Scope(s) Covered | Year target approved |
|---|-----------------------|---------------------------------------|------------------------|---------------------------------|--|---------------------|---------------|---------------------|----------------------------|
| Accenture PLC: Accenture PLC reported progress on all SBTs. | | | | | | | | | |
| <div><div></div></div> | 291% | 32 of an 11% reduction target | <div><div></div></div> | 44% | 2016 to 2025 (2020) | Absolute | | Scope 1+2+3 | 2018 |
| ACCIONA S.A.: ACCIONA S.A. reported progress on all SBTs. | | | | | | | | | |
| <div><div></div></div> | 63% | 38 of a 60% reduction target | <div><div></div></div> | 23% | 2017 to 2030 (2020) | Absolute | | Scope 1+2 | 2019 |
| <div><div></div></div> | 65% | 31 of a 47% reduction target | <div><div></div></div> | 23% | 2017 to 2030 (2020) | Absolute | | Scope 3 | 2019 |
| Accor S.A.: Accor S.A. reported progress for at least one SBT. Information for other SBT(s) could not be publicly found or could not be represented. | | | | | | | | | |
| <div><div></div></div> | 125% | 34 of a 28% reduction target | <div><div></div></div> | 9% | 2019 to 2030 (2020) | Absolute | | Scope 3 | 2021 |
| Adidas AG: Adidas AG reported progress on all SBTs. | | | | | | | | | |
| <div><div></div></div> | 111% | 100 of a 90% reduction target | <div><div></div></div> | 38% | 2017 to 2025 (2020) | Absolute | | Scope 1+2 | 2021 |
| <div><div></div></div> | 333% | 97 of a 29% reduction target | <div><div></div></div> | 23% | 2017 to 2030 (2020) | Absolute | | Scope 3 | 2021 |
| Adobe, Inc.: Adobe, Inc. reported progress on all SBTs. | | | | | | | | | |
| <div><div></div></div> | 74% | 26 of a 35% reduction target | <div><div></div></div> | 29% | 2018 to 2025 (2020) | Absolute | | Scope 1+2 | 2020 |
| <div><div></div></div> | 286% | 86 of a 30% reduction target | <div><div></div></div> | 29% | 2018 to 2025 (2020) | Absolute | | Scope 3 | 2020 |
| <div><div></div></div> | 14% | 8 of a 55% supplier engagement target | <div><div></div></div> | 29% | 2018 to 2025 (2020) | Supplier engagement | | Scope 3 | 2020 |
| Adva Optical Networking SE: Adva Optical Networking SE reported progress for at least one SBT. Information for other SBT(s) could not be publicly found or could not be represented. | | | | | | | | | |
| | | 67% reduction target | | | 2016 to 2032 (2020) | Absolute | | Scope 1+2 | 2020 |
| <div><div></div></div> | *57% | *38 of a 67% reduction target | <div><div></div></div> | *25% | *2016 to 2032 (2020) | *Absolute | | *Scope 1 | |
| <div><div></div></div> | *21% | *14 of a 67% reduction target | <div><div></div></div> | *25% | *2016 to 2032 (2020) | *Absolute | | *Scope 2 | |
| <div><div></div></div> | 372% | 11 of a 3% reduction target | <div><div></div></div> | 25% | 2016 to 2032 (2020) | Absolute | | Scope 3 | 2019 |
| Advanced Micro Devices, Inc.: Advanced Micro Devices, Inc reported progress for at least one SBT. Information for other SBT(s) could not be publicly found or could not be represented. | | | | | | | | | |
| <div><div></div></div> | 191% | 38 of a 20% reduction target | <div><div></div></div> | 100% | 2014 to 2020 (2020) | Absolute | | Scope 1+2 | 2016 |

* In some cases, companies reported a single science-based target (SBT) as multiple disaggregated targets or reported multiple SBTs as a single aggregated target in their CDP disclosure. In these cases, the SBTs and CDP progress data are presented in separate rows, with the progress data italicized.

| Target completion (% completed) | Current target status | Target timeframe (% elapsed) | Target timeframe Base year to target year (latest data year in brackets) | Target type | Activity unit | Scope(s) Covered | Year target approved |
|---|---|---|--|-------------|-------------------------|---------------------|----------------------------|
| Advantech Co., Ltd.: Advantech Co., Ltd. reported progress for at least one SBT. Information for other SBT(s) could not be publicly found or could not be represented. | | | | | | | |
|  | -10% -6 of a 60% intensity reduction target |  | 9% 2019 to 2030 (2020) | Intensity | per million NTD revenue | Scope 1+2 | 2021 |
| AECOM: AECOM reported progress for at least one SBT. Information for other SBT(s) could not be publicly found or could not be represented. | | | | | | | |
|  | 235% 47 of a 20% reduction target |  | 43% 2018 to 2025 (2021) | Absolute | | Scope 1+2 | 2019 |
| Aeon Co., Ltd.: No comparable progress data of SBT(s) was publicly found for Aeon Co., Ltd. | | | | | | | |
| Agder Energi: No comparable progress data of SBT(s) was publicly found for Agder Energi. | | | | | | | |
| Agendi Inc.: (SME) No comparable progress data of SBT(s) was publicly found for Agendi Inc. | | | | | | | |
| Aguas Andinas S.A.: Aguas Andinas S.A. reported progress on all SBTs. | | | | | | | |
|  | 18% 10 of a 54% reduction target |  | 17% 2018 to 2030 (2020) | Absolute | | Scope 1+2 | 2019 |
|  | 137% 22 of a 16% reduction target |  | 17% 2018 to 2030 (2020) | Absolute | | Scope 3 | 2019 |
| Ajinomoto Co., Inc.: Ajinomoto Co., Inc. reported progress on all SBTs. | | | | | | | |
|  | 27% 14 of a 50% reduction target |  | 25% 2018 to 2030 (2021) | Absolute | | Scope 1+2 | 2020 |
|  | -27% -6 of a 24% intensity reduction target |  | 25% 2018 to 2030 (2021) | Intensity | per ton of production | Scope 3 | 2020 |
| Alaya Consulting Ltd.: No comparable progress data of SBT(s) was publicly found for Alaya Consulting Ltd. | | | | | | | |
| ALDI SOUTH Group: ALDI SOUTH Group reported progress for at least one SBT. Information for other SBT(s) could not be publicly found or could not be represented. | | | | | | | |
|  | 173% 45 of a 26% reduction target |  | 44% 2016 to 2025 (2020) | Absolute | | Scope 1+2 | 2019 |
| ALDO Group Inc.: ALDO Group Inc. reported progress for at least one SBT. Information for other SBT(s) could not be publicly found or could not be represented. | | | | | | | |
|  | 180% 72 of a 40% reduction target |  | 29% 2016 to 2030 (2020) | Absolute | | Scope 1+2 | 2019 |
| Allen & Overy LLP: Allen & Overy LLP reported progress on all SBTs. | | | | | | | |
|  | 92% 46 of a 50% reduction target |  | 9% 2019 to 2030 (2020) | Absolute | | Scope 1+2+3 | 2021 |
| Allied Sustainability and Environmental Consultants Group Limited: (SME) No comparable progress data of SBT(s) was publicly found for Allied Sustainability and Environmental Consultants Group Limited. | | | | | | | |

* In some cases, companies reported a single science-based target (SBT) as multiple disaggregated targets or reported multiple SBTs as a single aggregated target in their CDP disclosure. In these cases, the SBTs and CDP progress data are presented in separate rows, with the progress data italicized.

| Target completion (% completed) | Current target status | Target timeframe (% elapsed) | Target timeframe Base year to target year (latest data year in brackets) | Target type | Activity unit | Scope(s) Covered | Year target approved |
|---|-------------------------------|---|--|-------------|---------------|---------------------|----------------------------|
| Alma Media: Alma Media reported progress for at least one SBT. Information for other SBT(s) could not be publicly found or could not be represented. | | | | | | | |
|  230% | 48 of a 21% reduction target |  44% | 2016 to 2025 (2020) | Absolute | | Scope 1+2 | 2018 |
| Alpkit: (SME) No comparable progress data of SBT(s) was publicly found for Alpkit. | | | | | | | |
| Alstom: Alstom reported progress for at least one SBT. Information for other SBT(s) could not be publicly found or could not be represented. | | | | | | | |
|  80% | 20 of a 25% reduction target |  17% | 2019 to 2025 (2020) | Absolute | | Scope 1+2 | 2020 |
| alstria office REIT-AG: No comparable progress data of SBT(s) was publicly found for alstria office REIT-AG. | | | | | | | |
| Altria Group, Inc.: Altria Group, Inc. reported progress on all SBTs. | | | | | | | |
|  30% | 17 of a 55% reduction target |  23% | 2017 to 2030 (2020) | Absolute | | Scope 1+2 | 2020 |
|  8% | 1 of an 18% reduction target |  23% | 2017 to 2030 (2020) | Absolute | | Scope 3 | 2020 |
| Amdocs Ltd.: Amdocs Ltd. reported progress for at least one SBT. Information for other SBT(s) could not be publicly found or could not be represented. | | | | | | | |
|  68% | 14 of a 21% reduction target |  20% | 2019 to 2024 (2020) | Absolute | | Scope 1+2 | 2020 |
| America Movil, S.A.B. de C.V.: No comparable progress data of SBT(s) was publicly found for America Movil, S.A.B. de C.V. | | | | | | | |
| American Eagle Outfitters, Inc.: American Eagle Outfitters, Inc. reported progress on all SBTs. | | | | | | | |
|  48% | 38 of an 80% reduction target |  17% | 2018 to 2030 (2020) | Absolute | | Scope 1+2 | 2020 |
|  -8% | -3 of a 40% reduction target |  17% | 2018 to 2030 (2020) | Absolute | | Scope 3 | 2020 |
|  -5% | -3 of a 60% reduction target |  9% | 2018 to 2040 (2020) | Absolute | | Scope 3 | 2020 |
| Analog Devices, Inc.: Analog Devices, Inc. reported progress for at least one SBT. Information for other SBT(s) could not be publicly found or could not be represented. | | | | | | | |
|  2% | 1 of a 50% reduction target |  9% | 2019 to 2030 (2020) | Absolute | | Scope 1+2 | 2021 |
| Anritsu Corporation: Anritsu Corporation reported progress on all SBTs. | | | | | | | |
|  56% | 17 of a 30% reduction target |  40% | 2015 to 2030 (2021) | Absolute | | Scope 1+2 | 2019 |
|  34% | 10 of a 30% reduction target |  25% | 2018 to 2030 (2021) | Absolute | | Scope 3 | 2019 |

* In some cases, companies reported a single science-based target (SBT) as multiple disaggregated targets or reported multiple SBTs as a single aggregated target in their CDP disclosure. In these cases, the SBTs and CDP progress data are presented in separate rows, with the progress data italicized.

| Target completion (% completed) | Current target status | | Target timeframe (% elapsed) | Target timeframe Base year to target year (latest data year in brackets) | Target type | Activity unit | Scope(s) Covered | Year target approved |
|------------------------------------|-----------------------|--|---------------------------------|--|-------------|---------------|---------------------|----------------------------|
|------------------------------------|-----------------------|--|---------------------------------|--|-------------|---------------|---------------------|----------------------------|





Antea Nederland B.V.: No comparable progress data of SBT(s) was publicly found for Antea Nederland B.V.

Apotea: No comparable progress data of SBT(s) was publicly found for Apotea.

Apple, Inc.: Apple, Inc. reported progress for at least one SBT. Information for other SBT(s) could not be publicly found or could not be represented.

| | | | | | | | | |
|---|-----|------------------------------|---|----|---------------------|----------|-------------|------|
|  | 16% | 10 of a 62% reduction target |  | 9% | 2019 to 2030 (2020) | Absolute | Scope 1+2+3 | 2021 |
|---|-----|------------------------------|---|----|---------------------|----------|-------------|------|

AptarGroup Inc.: AptarGroup Inc. reported progress on all SBTs.

| | | | | | | | | |
|---|------|---|---|----|---------------------|-----------------------|-----------|------|
|  | 199% | 55 of a 28% reduction target |  | 9% | 2019 to 2030 (2020) | Absolute | Scope 1+2 | 2020 |
|  | 70% | 70 of a 100% renewable electricity procurement target |  | 9% | 2019 to 2030 (2020) | Renewable electricity | Scope 2 | 2021 |
|  | -20% | -3 of a 14% reduction target |  | 9% | 2019 to 2030 (2020) | Absolute | Scope 3 | 2021 |





Arabesque S-Ray GmbH: (SME) No comparable progress data of SBT(s) was publicly found for Arabesque S-Ray GmbH.

ARC Alternative and Renewable Construction LLC: (SME) No comparable progress data of SBT(s) was publicly found for ARC Alternative and Renewable Construction LLC.

Arc'teryx Equipment Inc.: Arc'teryx Equipment Inc. reported progress on all SBTs.



| | | | | | | | | | |
|------------------------|------|------------------------------|------------------------|-----|---------------------|-----------|----------------------|-----------|------|
| <div><div></div></div> | 82% | 53 of a 65% reduction target | <div><div></div></div> | 17% | 2018 to 2030 (2020) | Absolute | | Scope 1+2 | 2020 |
| <div><div></div></div> | 108% | 70 of a 65% reduction target | <div><div></div></div> | 17% | 2018 to 2030 (2020) | Intensity | per unit value added | Scope 3 | 2020 |

ARÇELİK A.Ş.: ARÇELİK A.Ş. reported progress on all SBTs.

| | | | | | | | | |
|---|-----|------------------------------|---|-----|---------------------|----------|-----------|------|
|  | 99% | 30 of a 30% reduction target |  | 17% | 2018 to 2030 (2020) | Absolute | Scope 1+2 | 2020 |
|  | 26% | 4 of a 15% reduction target |  | 17% | 2018 to 2030 (2020) | Absolute | Scope 3 | 2020 |

Arla Foods: No comparable progress data of SBT(s) was publicly found for Arla Foods.

Armada Supply Chain Solutions, LLC: Armada Supply Chain Solutions, LLC reported progress on all SBTs.

| | | | | | | | | | |
|---|------|---|---|-----|---------------------|-----------|---------------------------------|-------------|------|
|  | -37% | -15 of a 40% intensity reduction target |  | 33% | 2015 to 2030 (2020) | Intensity | per short ton of goods outbound | Scope 1+2+3 | 2019 |
|---|------|---|---|-----|---------------------|-----------|---------------------------------|-------------|------|

Arup Group Ltd.: No comparable progress data of SBT(s) was publicly found for Arup Group Ltd.

AS&K Group Ltd.: (SME) No comparable progress data of SBT(s) was publicly found for AS&K Group Ltd.

** In some cases, companies reported a single science-based target (SBT) as multiple disaggregated targets or reported multiple SBTs as a single aggregated target in their CDP disclosure. In these cases, the SBTs and CDP progress data are presented in separate rows, with the progress data italicized.*

| Target completion (% completed) | Current target status | | Target timeframe (% elapsed) | Target timeframe Base year to target year (latest data year in brackets) | | Target type | Activity unit | Scope(s) Covered | Year target approved |
|--|-----------------------|--|---------------------------------|--|----------------------|---------------------|--------------------------|---------------------|----------------------------|
| Asahi Group Holdings: Asahi Group Holdings reported progress for at least one SBT. Information for other SBT(s) could not be publicly found or could not be represented. | | | | | | | | | |
| <div><div></div></div> | 20% | 10 of a 50% reduction target | <div><div></div></div> | 9% | 2019 to 2030 (2020) | Absolute | | Scope 1+2 | 2021 |
| <div><div></div></div> | 10% | 10 of a 100% reduction target | <div><div></div></div> | 3% | 2019 to 2050 (2020) | Absolute | | Scope 1+2 | 2021 |
| Asia Cement Corporation: No comparable progress data of SBT(s) was publicly found for Asia Cement Corporation. | | | | | | | | | |
| ASICS Corporation: ASICS Corporation reported progress on all SBTs. | | | | | | | | | |
| <div><div></div></div> | 40% | 25 of a 63% reduction target | <div><div></div></div> | 33% | 2015 to 2030 (2020) | Absolute | | Scope 1+2 | 2021 |
| <div><div></div></div> | 49% | 31 of a 63% reduction target | <div><div></div></div> | 33% | 2015 to 2030 (2020) | Absolute | | Scope 3 | 2021 |
| ASKUL Corporation: ASKUL Corporation reported progress on all SBTs. | | | | | | | | | |
| | 100% reduction target | | | 2015 to 2030 (2021) | | Absolute | | Scope 1+2 | 2018 |
| <div><div></div></div> | *37% | *37 of a 100% reduction target | <div><div></div></div> | *40% | *2015 to 2030 (2021) | *Absolute | | *Scope 1 | |
| <div><div></div></div> | *13% | *13 of a 100% reduction target | <div><div></div></div> | *40% | *2015 to 2030 (2021) | *Absolute | | *Scope 2 | |
| <div><div></div></div> | -93% | -11 of a 12% reduction target | <div><div></div></div> | 40% | 2015 to 2030 (2021) | Absolute | | Scope 3 | 2018 |
| Astellas Pharma Inc.: Astellas Pharma Inc. reported progress on all SBTs. | | | | | | | | | |
| <div><div></div></div> | 131% | 39 of a 30% reduction target | <div><div></div></div> | 40% | 2015 to 2030 (2021) | Absolute | | Scope 1+2 | 2018 |
| <div><div></div></div> | 106% | 21 of a 20% intensity reduction target | <div><div></div></div> | 40% | 2015 to 2030 (2021) | Intensity | per consolidated revenue | Scope 3 | 2018 |
| AstraZeneca: AstraZeneca reported progress on all SBTs. | | | | | | | | | |
| <div><div></div></div> | 119% | 24 of a 20% reduction target | <div><div></div></div> | 50% | 2015 to 2025 (2020) | Absolute | | Scope 1 | 2016 |
| <div><div></div></div> | 98% | 93 of a 95% reduction target | <div><div></div></div> | 50% | 2015 to 2025 (2020) | Absolute | | Scope 2 | 2016 |
| <div><div></div></div> | 16% | 4 of a 25% intensity reduction target | <div><div></div></div> | 50% | 2015 to 2025 (2020) | Intensity | per million USD sales | Scope 3 | 2016 |
| AT&T Inc.: AT&T Inc. reported progress on all SBTs. | | | | | | | | | |
| <div><div></div></div> | 88% | 44 of a 50% supplier engagement target | <div><div></div></div> | 56% | 2015 to 2024 (2020) | Supplier engagement | | Scope 3 | 2020 |

* In some cases, companies reported a single science-based target (SBT) as multiple disaggregated targets or reported multiple SBTs as a single aggregated target in their CDP disclosure. In these cases, the SBTs and CDP progress data are presented in separate rows, with the progress data italicized.

| Target completion (% completed) | Current target status | | Target timeframe (% elapsed) | Target timeframe Base year to target year (latest data year in brackets) | Target type | Activity unit | Scope(s) Covered | Year target approved | |
|--|-----------------------|--|---------------------------------|--|---------------------|-----------------------|--------------------------|----------------------------|------|
| Atea: Atea reported progress on all SBTs. | | | | | | | | | |
| <div><div></div></div> | 53% | 23 of a 43% reduction target | <div><div></div></div> | 33% | 2015 to 2030 (2020) | Absolute | Scope 1+2 | 2018 | |
| <div><div></div></div> | -53% | -23 of a 43% reduction target | <div><div></div></div> | 33% | 2015 to 2030 (2020) | Absolute | Scope 3 | 2018 | |
| Atlassian Corporation Plc: Atlassian Corporation Plc reported progress on all SBTs. | | | | | | | | | |
| <div><div></div></div> | 8% | 5 of a 65% reduction target | <div><div></div></div> | 33% | 2019 to 2025 (2021) | Supplier engagement | Scope 3 | 2020 | |
| <div><div></div></div> | 150% | 75 of a 50% reduction target | <div><div></div></div> | 33% | 2019 to 2025 (2021) | Absolute | Scope 1+2 | 2020 | |
| <div><div></div></div> | 0% | 0 of a 100% reduction target | <div><div></div></div> | 33% | 2019 to 2025 (2021) | Renewable electricity | Scope 2 | 2020 | |
| <div><div></div></div> | 398% | 100 of a 25% reduction target | <div><div></div></div> | 33% | 2019 to 2025 (2021) | Absolute | Scope 3 | 2020 | |
| Atos SE: Atos SE reported progress on all SBTs. | | | | | | | | | |
| <div><div></div></div> | 30% | 15 of a 50% reduction target | <div><div></div></div> | 17% | 2019 to 2025 (2020) | Absolute | Scope 1+2+3 | 2021 | |
| Auckland Airport: No comparable progress data of SBT(s) was publicly found for Auckland Airport. | | | | | | | | | |
| Aurubis AG: No comparable progress data of SBT(s) was publicly found for Aurubis AG. | | | | | | | | | |
| Australian Postal Corporation: Australian Postal Corporation reported progress on all SBTs. | | | | | | | | | |
| <div><div></div></div> | 32% | 5 of a 15% reduction target | <div><div></div></div> | 17% | 2019 to 2025 (2020) | Absolute | Scope 1+2+3 ^b | 2021 | |
| Austria Glas Recycling GmbH: No comparable progress data of SBT(s) was publicly found for Austria Glas Recycling GmbH. | | | | | | | | | |
| Autodesk, Inc.: Autodesk, Inc. reported progress for at least one SBT. Information for other SBT(s) could not be publicly found or could not be represented. | | | | | | | | | |
| <div><div></div></div> | 69% | 58 of an 85% reduction target | <div><div></div></div> | 27% | 2008 to 2050 (2020) | Absolute | Scope 1+2+3 | 2016 | |
| AvalonBay Communities, Inc.: AvalonBay Communities, Inc. reported progress on all SBTs. | | | | | | | | | |
| <div><div></div></div> | 29% | 15 of a 53% intensity reduction target | <div><div></div></div> | 23% | 2017 to 2030 (2020) | Intensity | per square foot | Scope 1+2 | 2019 |
| <div><div></div></div> | 34% | 16 of a 47% intensity reduction target | <div><div></div></div> | 23% | 2017 to 2030 (2020) | Intensity | per square foot | Scope 3 | 2019 |
| Avícola Coliumo: (SME) No comparable progress data of SBT(s) was publicly found for Avícola Coliumo. | | | | | | | | | |
| Avieco: (SME) No comparable progress data of SBT(s) was publicly found for Avieco. | | | | | | | | | |

* In some cases, companies reported a single science-based target (SBT) as multiple disaggregated targets or reported multiple SBTs as a single aggregated target in their CDP disclosure. In these cases, the SBTs and CDP progress data are presented in separate rows, with the progress data italicized.

| Target completion (% completed) | Current target status | | Target timeframe (% elapsed) | Target timeframe Base year to target year (latest data year in brackets) | Target type | Activity unit | Scope(s) Covered | Year target approved |
|--|-----------------------|---|---------------------------------|--|---------------------|---------------|-----------------------------|----------------------------|
| Azbil Corporation: Azbil Corporation reported progress on all SBTs. | | | | | | | | |
| <div><div></div></div> | 106% | 32 of a 30% reduction target | <div><div></div></div> | 47% | 2013 to 2030 (2021) | Absolute | Scope 1+2 | 2019 |
| <div><div></div></div> | 181% | 36 of a 20% reduction target | <div><div></div></div> | 31% | 2017 to 2030 (2021) | Absolute | Scope 3 | 2019 |
| Bacardi Limited: No comparable progress data of SBT(s) was publicly found for Bacardi Limited. | | | | | | | | |
| Back Market: (SME) No comparable progress data of SBT(s) was publicly found for Back Market. | | | | | | | | |
| Ball Corporation: Ball Corporation reported progress on all SBTs. | | | | | | | | |
| <div><div></div></div> | 18% | 10 of a 55% reduction target | <div><div></div></div> | 23% | 2017 to 2030 (2020) | Absolute | Scope 1+2 | 2020 |
| <div><div></div></div> | -112% | -18 of a 16% reduction target | <div><div></div></div> | 23% | 2017 to 2030 (2020) | Absolute | Scope 3 | 2020 |
| Baluarte Cultura: (SME) No comparable progress data of SBT(s) was publicly found for Baluarte Cultura. | | | | | | | | |
| Bama Fresh Cuts AB: No comparable progress data of SBT(s) was publicly found for Bama Fresh Cuts AB. | | | | | | | | |
| Barco NV: No comparable progress data of SBT(s) was publicly found for Barco NV. | | | | | | | | |
| Barilla G.R. Fratelli SpA: Barilla G.R. Fratelli SpA reported progress on all SBTs. | | | | | | | | |
| <div><div></div></div> | -25% | -6 of a 25% reduction target | <div><div></div></div> | 23% | 2017 to 2030 (2020) | Absolute | Scope 1+2 | 2019 |
| <div><div></div></div> | -8% | -2 of a 26% intensity reduction target | <div><div></div></div> | 23% | 2017 to 2030 (2020) | Intensity | per ton of finished product | 2019 |
| BARRATT DEVELOPMENTS PLC: BARRATT DEVELOPMENTS PLC reported progress on all SBTs. | | | | | | | | |
| <div><div></div></div> | 109% | 32 of a 29% reduction target | <div><div></div></div> | 29% | 2018 to 2025 (2020) | Absolute | Scope 1+2 | 2020 |
| <div><div></div></div> | -70% | -17 of a 24% intensity reduction target | <div><div></div></div> | 17% | 2018 to 2030 (2020) | Intensity | per square meter | 2020 |
| Barry Callebaut: Barry Callebaut reported progress on all SBTs. | | | | | | | | |
| <div><div></div></div> | 41% | 14 of a 35% reduction target | <div><div></div></div> | 29% | 2018 to 2025 (2020) | Absolute | Scope 1+2+3 | 2019 |

* In some cases, companies reported a single science-based target (SBT) as multiple disaggregated targets or reported multiple SBTs as a single aggregated target in their CDP disclosure. In these cases, the SBTs and CDP progress data are presented in separate rows, with the progress data italicized.





| Target completion (% completed) | Current target status | | Target timeframe (% elapsed) | Target timeframe Base year to target year (latest data year in brackets) | Target type | Activity unit | Scope(s) Covered | Year target approved |
|--|-----------------------|-------------------------------|---------------------------------|--|---------------------|---------------|---------------------|----------------------------|
| Bayer AG: Bayer AG reported progress on all SBTs. | | | | | | | | |
| <div><div></div></div> | 11% | 5 of a 42% reduction target | <div><div></div></div> | 10% | 2019 to 2029 (2020) | Absolute | Scope 1+2 | 2020 |
| <div><div></div></div> | 91% | 11 of a 12% reduction target | <div><div></div></div> | 10% | 2019 to 2029 (2020) | Absolute | Scope 3 | 2020 |
| Beiersdorf AG: Beiersdorf AG reported progress for at least one SBT. Information for other SBT(s) could not be publicly found or could not be represented. | | | | | | | | |
| <div><div></div></div> | 107% | 32 of a 30% reduction target | <div><div></div></div> | 29% | 2018 to 2025 (2020) | Absolute | Scope 1+2 | 2020 |
| BEL S.A.: No comparable progress data of SBT(s) was publicly found for BEL S.A.. | | | | | | | | |
| Ben & Jerry's: No comparable progress data of SBT(s) was publicly found for Ben & Jerry's. | | | | | | | | |
| Benesse Corporation Co., Ltd.: Benesse Corporation Co., Ltd. reported progress on all SBTs. | | | | | | | | |
| <div><div></div></div> | 57% | 21 of a 36% reduction target | <div><div></div></div> | 17% | 2018 to 2030 (2020) | Absolute | Scope 1+2 | 2021 |
| <div><div></div></div> | 21% | 21 of a 100% reduction target | <div><div></div></div> | 6% | 2018 to 2050 (2020) | Absolute | Scope 1+2 | 2021 |
| <div><div></div></div> | 21% | 3 of a 15% reduction target | <div><div></div></div> | 17% | 2018 to 2030 (2020) | Absolute | Scope 3 | 2021 |
| <div><div></div></div> | 8% | 3 of a 39% reduction target | <div><div></div></div> | 6% | 2018 to 2050 (2020) | Absolute | Scope 3 | 2021 |
| Bennetts Associates: Bennetts Associates reported progress for at least one SBT. Information for other SBT(s) could not be publicly found or could not be represented. | | | | | | | | |
| <div><div></div></div> | 188% | 49 of a 26% reduction target | <div><div></div></div> | 67% | 2016 to 2022 (2020) | Absolute | Scope 1+2 | 2018 |
| Berry Global Group, Inc.: Berry Global Group, Inc. reported progress on all SBTs. | | | | | | | | |
| <div><div></div></div> | 30% | 7 of a 25% reduction target | <div><div></div></div> | 17% | 2019 to 2025 (2020) | Absolute | Scope 1+2 | 2021 |
| <div><div></div></div> | 87% | 7 of an 8% reduction target | <div><div></div></div> | 17% | 2019 to 2025 (2020) | Absolute | Scope 3 | 2021 |
| Bertegruppen AB: (SME) No comparable progress data of SBT(s) was publicly found for Bertegruppen AB. | | | | | | | | |
| Bertelsmann SE & Co. KGaA: Bertelsmann SE & Co. KGaA reported progress on all SBTs. | | | | | | | | |
| <div><div></div></div> | 36% | 18 of a 50% reduction target | <div><div></div></div> | 17% | 2018 to 2030 (2020) | Absolute | Scope 1+2+3 | 2021 |
| Best Buy Co., Inc.: Best Buy Co., Inc. reported progress on all SBTs. | | | | | | | | |
| <div><div></div></div> | 40% | 20 of a 50% reduction target | <div><div></div></div> | 23% | 2017 to 2030 (2020) | Absolute | Scope 1+2 | 2018 |
| <div><div></div></div> | -22% | -4 of a 20% reduction target | <div><div></div></div> | 23% | 2017 to 2030 (2020) | Absolute | Scope 3 | 2018 |

* In some cases, companies reported a single science-based target (SBT) as multiple disaggregated targets or reported multiple SBTs as a single aggregated target in their CDP disclosure. In these cases, the SBTs and CDP progress data are presented in separate rows, with the progress data italicized.





| Target completion (% completed) | Current target status | Target timeframe (% elapsed) | Target timeframe Base year to target year (latest data year in brackets) | Target type | Activity unit | Scope(s) Covered | Year target approved |
|------------------------------------|-----------------------|---------------------------------|--|-------------|---------------|---------------------|----------------------------|
|------------------------------------|-----------------------|---------------------------------|--|-------------|---------------|---------------------|----------------------------|

BESTSELLER A/S: No comparable progress data of SBT(s) was publicly found for BESTSELLER A/S.





Betsson AB: Betsson AB reported progress on all SBTs.

| | | | | | | | | |
|---|------|------------------------------|---|----|---------------------|----------|-----------|------|
|  | 98% | 53 of a 54% reduction target |  | 9% | 2019 to 2030 (2020) | Absolute | Scope 1+2 | 2021 |
|  | -21% | -3 of a 14% reduction target |  | 9% | 2019 to 2030 (2020) | Absolute | Scope 3 | 2021 |

BillerudKorsnäs: BillerudKorsnäs reported progress on all SBTs.





| | | | | | | | | |
|---|-----|------------------------------|---|-----|---------------------|----------|-----------|------|
|  | 18% | 10 of a 59% reduction target |  | 29% | 2016 to 2030 (2020) | Absolute | Scope 1+2 | 2018 |
|  | 58% | 17 of a 30% reduction target |  | 29% | 2016 to 2030 (2020) | Absolute | Scope 3 | 2018 |

Biogen Inc.: Biogen Inc. reported progress for at least one SBT. Information for other SBT(s) could not be publicly found or could not be represented.





| | | | | | | | | |
|---|-----|--|---|-----|---------------------|---------------------|-----------|------|
|  | 19% | 11 of a 55% reduction target |  | 8% | 2019 to 2032 (2020) | Absolute | Scope 1+2 | 2020 |
|  | 0% | 0 of an 80% supplier engagement target |  | 17% | 2019 to 2025 (2020) | Supplier engagement | Scope 3 | 2020 |

BKUK Group Ltd.: No comparable progress data of SBT(s) was publicly found for BKUK Group Ltd.


BLG LOGISTICS GROUP AG & Co. KG: BLG LOGISTICS GROUP AG & Co. KG reported progress on all SBTs.

| | | | | | | | | |
|---|-----|------------------------------|---|-----|---------------------|----------|-----------|------|
|  | 55% | 17 of a 30% reduction target |  | 17% | 2018 to 2030 (2020) | Absolute | Scope 1+2 | 2020 |
|  | 77% | 12 of a 15% reduction target |  | 17% | 2018 to 2030 (2020) | Absolute | Scope 3 | 2020 |

Bloomberg LP: Bloomberg LP reported progress for at least one SBT. Information for other SBT(s) could not be publicly found or could not be represented.

| | | | | | | | | |
|---|------|-------------------------------|---|-----|---------------------|----------|-----------|------|
|  | 33% | 26 of an 80% reduction target |  | 17% | 2018 to 2030 (2020) | Absolute | Scope 1+2 | 2021 |
|  | 347% | 69 of a 20% reduction target |  | 17% | 2018 to 2030 (2020) | Absolute | Scope 3 | 2021 |

BMW Group: BMW Group reported progress for at least one SBT. Information for other SBT(s) could not be publicly found or could not be represented.

| | | | | | | | | | |
|---|-----|---|---|----|---------------------|-----------|----------------------|-----------|------|
|  | 20% | 16 of an 80% intensity reduction target |  | 9% | 2019 to 2030 (2020) | Intensity | per vehicle produced | Scope 1+2 | 2021 |
|---|-----|---|---|----|---------------------|-----------|----------------------|-----------|------|

Boma Global: (SME) No comparable progress data of SBT(s) was publicly found for Boma Global.

** In some cases, companies reported a single science-based target (SBT) as multiple disaggregated targets or reported multiple SBTs as a single aggregated target in their CDP disclosure. In these cases, the SBTs and CDP progress data are presented in separate rows, with the progress data italicized.*

| Target completion (% completed) | Current target status | | Target timeframe (% elapsed) | Target timeframe Base year to target year (latest data year in brackets) | Target type | Activity unit | Scope(s) Covered | Year target approved | |
|--|-----------------------|---|---------------------------------|--|---------------------|---------------|---------------------|----------------------------|------|
| Bonava AB: Bonava AB reported progress on all SBTs. | | | | | | | | | |
| <div><div></div></div> | 49% | 24 of a 50% reduction target | <div><div></div></div> | 17% | 2018 to 2030 (2020) | Absolute | Scope 1+2 | 2020 | |
| <div><div></div></div> | -4% | -2 of a 50% intensity reduction target | <div><div></div></div> | 17% | 2018 to 2030 (2020) | Intensity | per Bonava home | Scope 3 | 2020 |
| Bonnier Books: No comparable progress data of SBT(s) was publicly found for Bonnier Books. | | | | | | | | | |
| Borregaard AS: Borregaard AS reported progress for at least one SBT. Information for other SBT(s) could not be publicly found or could not be represented. | | | | | | | | | |
| <div><div></div></div> | 64% | 34 of a 53% reduction target | <div><div></div></div> | 52% | 2009 to 2030 (2020) | Absolute | Scope 1+2 | 2019 | |
| <div><div></div></div> | 34% | 34 of a 100% reduction target | <div><div></div></div> | 27% | 2009 to 2050 (2020) | Absolute | Scope 1+2 | 2019 | |
| Boston Properties: Boston Properties reported progress on all SBTs. | | | | | | | | | |
| <div><div></div></div> | 197% | 77 of a 39% intensity reduction target | <div><div></div></div> | 33% | 2018 to 2024 (2020) | Intensity | square meters | Scope 1+2 | 2020 |
| <div><div></div></div> | 714% | 100 of a 14% intensity reduction target | <div><div></div></div> | 29% | 2018 to 2025 (2020) | Intensity | square meters | Scope 3 | 2020 |
| bpost SA: bpost SA reported progress for at least one SBT. Information for other SBT(s) could not be publicly found or could not be represented. | | | | | | | | | |
| <div><div></div></div> | -15% | -3 of a 20% reduction target | <div><div></div></div> | 23% | 2017 to 2030 (2020) | Absolute | Scope 1+2 | 2018 | |
| BPR Group: (SME) No comparable progress data of SBT(s) was publicly found for BPR Group. | | | | | | | | | |
| Bristlecone Inc.: Bristlecone Inc reported progress on all SBTs. | | | | | | | | | |
| <div><div></div></div> | 48% | 18 of a 38% reduction target | <div><div></div></div> | 13% | 2017 to 2032 (2019) | Absolute | Scope 1+2 | 2019 | |
| <div><div></div></div> | 109% | 22 of a 20% reduction target | <div><div></div></div> | 13% | 2017 to 2032 (2019) | Absolute | Scope 3 | 2019 | |
| British American Tobacco: British American Tobacco reported progress for at least one SBT. Information for other SBT(s) could not be publicly found or could not be represented. | | | | | | | | | |
| <div><div></div></div> | 57% | 9 of a 16% reduction target | <div><div></div></div> | 23% | 2017 to 2030 (2020) | Absolute | Scope 3 | 2019 | |
| BRITVIC PLC: BRITVIC PLC reported progress on all SBTs. | | | | | | | | | |
| <div><div></div></div> | 51% | 25 of a 50% reduction target | <div><div></div></div> | 38% | 2017 to 2025 (2020) | Absolute | Scope 1+2 | 2019 | |
| <div><div></div></div> | 28% | 10 of a 35% reduction target | <div><div></div></div> | 38% | 2017 to 2025 (2020) | Absolute | Scope 3 | 2019 | |
| Brooks Running: Brooks Running reported progress on all SBTs. | | | | | | | | | |
| <div><div></div></div> | -39% | -19 of a 50% reduction target | <div><div></div></div> | 17% | 2018 to 2030 (2020) | Absolute | Scope 1+2 | 2020 | |
| <div><div></div></div> | -134% | -20 of a 15% reduction target | <div><div></div></div> | 17% | 2018 to 2030 (2020) | Absolute | Scope 3 | 2020 | |

* In some cases, companies reported a single science-based target (SBT) as multiple disaggregated targets or reported multiple SBTs as a single aggregated target in their CDP disclosure. In these cases, the SBTs and CDP progress data are presented in separate rows, with the progress data italicized.

| Target completion (% completed) | Current target status | | | Target timeframe (% elapsed) | Target timeframe Base year to target year (latest data year in brackets) | | Target type | Activity unit | Scope(s) Covered | Year target approved |
|--|-----------------------|---|------------------------|---------------------------------|--|--|---------------------|-----------------------------------|---------------------|----------------------------|
| Brother Industries, Ltd.: Brother Industries, Ltd. reported progress on all SBTs. | | | | | | | | | | |
| <div><div></div></div> | 137% | 41 of a 30% reduction target | <div><div></div></div> | 40% | 2015 to 2030 (2021) | | Absolute | | Scope 1+2 | 2018 |
| <div><div></div></div> | 53% | 16 of a 30% reduction target | <div><div></div></div> | 40% | 2015 to 2030 (2021) | | Absolute | | Scope 3 | 2018 |
| Brown Thomas Arnotts: No comparable progress data of SBT(s) was publicly found for Brown Thomas Arnotts. | | | | | | | | | | |
| BT plc: BT plc reported progress for at least one SBT. Information for other SBT(s) could not be publicly found or could not be represented. | | | | | | | | | | |
| <div><div></div></div> | 66% | 57 of an 87% intensity reduction target | <div><div></div></div> | 29% | 2017 to 2030 (2021) | | Intensity | per unit of value added | Scope 1+2 | 2017 |
| Burberry Limited: Burberry Limited reported progress on all SBTs. | | | | | | | | | | |
| <div><div></div></div> | 88% | 84 of a 95% reduction target | <div><div></div></div> | 83% | 2016 to 2022 (2021) | | Absolute | | Scope 1+2 | 2019 |
| <div><div></div></div> | 16% | 5 of a 30% reduction target | <div><div></div></div> | 36% | 2016 to 2030 (2021) | | Absolute | | Scope 3 | 2019 |
| Buro Happold: Buro Happold reported progress for at least one SBT. Information for other SBT(s) could not be publicly found or could not be represented. | | | | | | | | | | |
| <div><div></div></div> | 324% | 68 of a 21% reduction target | <div><div></div></div> | 20% | 2020 to 2025 (2021) | | Absolute | | Scope 1+2+3 | 2021 |
| C&A: C&A reported progress on all SBTs. | | | | | | | | | | |
| <div><div></div></div> | 107% | 32 of a 30% reduction target | <div><div></div></div> | 17% | 2018 to 2030 (2020) | | Absolute | | Scope 1+2 | 2019 |
| <div><div></div></div> | 113% | 34 of a 30% reduction target | <div><div></div></div> | 17% | 2018 to 2030 (2020) | | Absolute | | Scope 3 | 2019 |
| Caesars Entertainment: Caesars Entertainment reported progress on all SBTs. | | | | | | | | | | |
| <div><div></div></div> | 103% | 36 of a 35% reduction target | <div><div></div></div> | 64% | 2011 to 2025 (2020) | | Absolute | | Scope 1+2 | 2019 |
| <div><div></div></div> | 36% | 36 of a 100% reduction target | <div><div></div></div> | 23% | 2011 to 2050 (2020) | | Absolute | | Scope 1+2 | 2019 |
| <div><div></div></div> | 22% | 13 of a 60% supplier engagement target | <div><div></div></div> | 75% | 2011 to 2023 (2020) | | Supplier engagement | | Scope 3 | 2018 |
| Canadian National Railway Company: Canadian National Railway Company reported progress on all SBTs. | | | | | | | | | | |
| <div><div></div></div> | 7% | 3 of a 43% intensity reduction target | <div><div></div></div> | 9% | 2019 to 2030 (2020) | | Intensity | per million gross ton miles (GTM) | Scope 1+2 | 2021 |
| <div><div></div></div> | 22% | 9 of a 40% intensity reduction target | <div><div></div></div> | 9% | 2019 to 2030 (2020) | | Intensity | per million gross ton miles (GTM) | Scope 3 | 2021 |











* In some cases, companies reported a single science-based target (SBT) as multiple disaggregated targets or reported multiple SBTs as a single aggregated target in their CDP disclosure. In these cases, the SBTs and CDP progress data are presented in separate rows, with the progress data italicized.

| Target completion (% completed) | Current target status | | Target timeframe (% elapsed) | Target timeframe Base year to target year (latest data year in brackets) | Target type | Activity unit | Scope(s) Covered | Year target approved |
|------------------------------------|-----------------------|--|---------------------------------|--|-------------|---------------|---------------------|----------------------------|
|------------------------------------|-----------------------|--|---------------------------------|--|-------------|---------------|---------------------|----------------------------|



Canadian Pacific Railway Company: No comparable progress data of SBT(s) was publicly found for Canadian Pacific Railway Company.

Canary Wharf Group Plc: No comparable progress data of SBT(s) was publicly found for Canary Wharf Group Plc.

Capgemini Group: Capgemini Group reported progress on all SBTs.

| | | | | | | | | | |
|---|--------------|---|---|-------------|-----------------------------|-----------------------|----------------------|-----------------------------|------|
|  | 72% | 58 of an 80% reduction target |  | 33% | 2015 to 2030 (2020) | Absolute | | Scope 1+2 | 2020 |
|  | 33% | 33 of a 100% renewable electricity procurement target |  | 50% | 2015 to 2025 (2020) | Renewable electricity | | Scope 2 | 2020 |
|  | 123% | 62 of a 50% reduction target |  | 33% | 2015 to 2030 (2020) | Absolute | | Scope 3 | 2020 |
| | | 50% intensity reduction target | | | 2015 to 2030 (2020) | Intensity | per employee | Scope 3 | 2020 |
|  | <i>*150%</i> | <i>*75 of a 50% intensity reduction target</i> |  | <i>*33%</i> | <i>*2015 to 2030 (2020)</i> | <i>*Intensity</i> | <i>*per employee</i> | <i>*Scope 3⁶</i> | |
|  | <i>*161%</i> | <i>*81 of a 50% intensity reduction target</i> |  | <i>*33%</i> | <i>*2015 to 2030 (2020)</i> | <i>*Intensity</i> | <i>*per employee</i> | <i>*Scope 3⁷</i> | |



Capita Plc: Capita Plc reported progress for at least one SBT. Information for other SBT(s) could not be publicly found or could not be represented.

| | | | | | | | | | |
|---|-----|------------------------------|---|----|---------------------|----------|--|-------------|------|
|  | 76% | 35 of a 46% reduction target |  | 9% | 2019 to 2030 (2020) | Absolute | | Scope 1+2+3 | 2021 |
|---|-----|------------------------------|---|----|---------------------|----------|--|-------------|------|

CapitaLand: No comparable progress data of SBT(s) was publicly found for CapitaLand.



Carbon Intelligence: No comparable progress data of SBT(s) was publicly found for Carbon Intelligence.

Cargill, Inc.: Cargill, Inc. reported progress for at least one SBT. Information for other SBT(s) could not be publicly found or could not be represented.







| | | | | | | | | | |
|---|-----|-----------------------------|---|-----|---------------------|----------|--|-----------|------|
|  | 40% | 4 of a 10% reduction target |  | 38% | 2017 to 2025 (2020) | Absolute | | Scope 1+2 | 2019 |
|---|-----|-----------------------------|---|-----|---------------------|----------|--|-----------|------|

Cargotec: No comparable progress data of SBT(s) was publicly found for Cargotec.

Carlsberg Group: Carlsberg Group reported progress for at least one SBT. Information for other SBT(s) could not be publicly found or could not be represented.

| | | | | | | | | | |
|---|-----|---------------------------------------|---|-----|---------------------|-----------|-------------------------------------|-------------|------|
|  | 24% | 7 of a 30% intensity reduction target |  | 33% | 2015 to 2030 (2020) | Intensity | per hectoliter of beverage produced | Scope 1+2+3 | 2017 |
|---|-----|---------------------------------------|---|-----|---------------------|-----------|-------------------------------------|-------------|------|

Carrefour: Carrefour reported progress on all SBTs.

| | | | | | | | | | |
|---|-----|-----------------------------|---|----|---------------------|----------|--|-----------|------|
|  | 31% | 9 of a 30% reduction target |  | 9% | 2019 to 2030 (2020) | Absolute | | Scope 1+2 | 2020 |
|  | 17% | 9 of a 55% reduction target |  | 5% | 2019 to 2040 (2020) | Absolute | | Scope 1+2 | 2020 |
|  | 12% | 3 of a 29% reduction target |  | 9% | 2019 to 2030 (2020) | Absolute | | Scope 3 | 2020 |

** In some cases, companies reported a single science-based target (SBT) as multiple disaggregated targets or reported multiple SBTs as a single aggregated target in their CDP disclosure. In these cases, the SBTs and CDP progress data are presented in separate rows, with the progress data italicized.*





| Target completion (% completed) | Current target status | Target timeframe (% elapsed) | Target timeframe Base year to target year (latest data year in brackets) | Target type | Activity unit | Scope(s) Covered | Year target approved |
|------------------------------------|-----------------------|---------------------------------|--|-------------|---------------|---------------------|----------------------------|
|------------------------------------|-----------------------|---------------------------------|--|-------------|---------------|---------------------|----------------------------|

CARTIER: No comparable progress data of SBT(s) was publicly found for CARTIER.





Casino Guichard Perrachon SA: Casino Guichard Perrachon SA reported progress on all SBTs.

| | | | | | | | | |
|---|--------------|--------------------------------------|---|-------------|-----------------------------|------------------|-----------------------|------|
|  | 54% | 10 of a 18% reduction target |  | 50% | 2015 to 2025 (2020) | Absolute | Scope 1+2 | 2019 |
| | | 10% reduction target | | | 2018 to 2025 (2020) | Absolute | Scope 3 ¹ | 2019 |
| | | 10% reduction target | | | 2018 to 2025 (2020) | Absolute | Scope 3 ¹¹ | 2019 |
|  | <i>*132%</i> | <i>*13 of a 10% reduction target</i> |  | <i>*29%</i> | <i>*2018 to 2025 (2020)</i> | <i>*Absolute</i> | <i>*Scope 3</i> | |

CASIO COMPUTER CO., LTD.: CASIO COMPUTER CO., LTD. reported progress on all SBTs.



| | | | | | | | | |
|---|------|------------------------------|---|-----|---------------------|----------|-----------|------|
|  | 53% | 20 of a 38% reduction target |  | 25% | 2018 to 2030 (2021) | Absolute | Scope 1+2 | 2021 |
|  | 149% | 45 of a 30% reduction target |  | 25% | 2018 to 2030 (2021) | Absolute | Scope 3 | 2021 |

Castellum AB: Castellum AB reported progress on all SBTs.







| | | | | | | | | |
|---|-------------|---------------------------------------|---|-------------|-----------------------------|------------------|-----------------------------|------|
| | | 100% reduction target | | | 2017 to 2030 (2020) | Absolute | Scope 1+2+3 | 2020 |
|  | <i>*41%</i> | <i>*41 of a 100% reduction target</i> |  | <i>*23%</i> | <i>*2017 to 2030 (2020)</i> | <i>*Absolute</i> | <i>*Scope 1+2</i> | |
|  | <i>*11%</i> | <i>*11 of a 100% reduction target</i> |  | <i>*23%</i> | <i>*2017 to 2030 (2020)</i> | <i>*Absolute</i> | <i>*Scope 3^b</i> | |

Castrén & Snellman Attorneys Ltd.: (SME) No comparable progress data of SBT(s) was publicly found for Castrén & Snellman Attorneys Ltd.

Catena AB: (SME) Catena AB reported progress on all SBTs.

| | | | | | | | | |
|---|-----|------------------------------|---|-----|---------------------|----------|-----------|------|
|  | 78% | 39 of a 50% reduction target |  | 17% | 2018 to 2030 (2020) | Absolute | Scope 1+2 | 2020 |
|---|-----|------------------------------|---|-----|---------------------|----------|-----------|------|





CBRE: CBRE reported progress on all SBTs.

| | | | | | | | | |
|---|-------|--|---|----|---------------------|-----------|-----------------|------|
|  | 7% | 5 of a 68% reduction target |  | 6% | 2019 to 2035 (2020) | Absolute | Scope 1+2 | 2020 |
|  | -77% | -52 of a 67% intensity reduction target |  | 6% | 2019 to 2035 (2020) | Intensity | per square foot | 2020 |
|  | -809% | -639 of a 79% intensity reduction target |  | 6% | 2019 to 2035 (2020) | Intensity | per square foot | 2020 |









** In some cases, companies reported a single science-based target (SBT) as multiple disaggregated targets or reported multiple SBTs as a single aggregated target in their CDP disclosure. In these cases, the SBTs and CDP progress data are presented in separate rows, with the progress data italicized.*

| Target completion (% completed) | Current target status | Target timeframe (% elapsed) | Target timeframe Base year to target year (latest data year in brackets) | Target type | Activity unit | Scope(s) Covered | Year target approved |
|------------------------------------|-----------------------|---------------------------------|--|-------------|---------------|---------------------|----------------------------|
|------------------------------------|-----------------------|---------------------------------|--|-------------|---------------|---------------------|----------------------------|



Celestica: Celestica reported progress on all SBTs.

| | | | | | | | | |
|---|-------|-------------------------------|---|-----|---------------------|----------|-----------|------|
|  | 222% | 67 of a 30% reduction target |  | 29% | 2018 to 2025 (2020) | Absolute | Scope 1+2 | 2020 |
|  | -917% | -92 of a 10% reduction target |  | 29% | 2018 to 2025 (2020) | Absolute | Scope 3 | 2020 |

CELLNEX TELECOM S.A.: CELLNEX TELECOM S.A. reported progress on all SBTs.





| | | | | | | | | |
|---|-----|--|---|-----|----------------------|-----------------------|-------------|------|
| | | 70% reduction target | | | 2020 to 2030 (2020) | Absolute | Scope 1+2+3 | 2021 |
|  | *0% | *0 of a 70% reduction target |  | *0% | *2020 to 2030 (2020) | *Absolute | *Scope 1+2 | |
|  | *0% | *0 of a 70% reduction target |  | *0% | *2020 to 2030 (2020) | *Absolute | *Scope 3 | |
|  | 0% | 0 of a 100% renewable electricity procurement target |  | 0% | 2020 to 2025 (2020) | Renewable electricity | Scope 2 | 2021 |
|  | 0% | 0 of a 21% reduction target |  | 0% | 2020 to 2025 (2020) | Absolute | Scope 3 | 2021 |

CEMAsys.com AS: (SME) CEMAsys.com AS reported progress on all SBTs.





| | | | | | | | | |
|---|------|-------------------------------|---|-----|---------------------|----------|-----------|------|
|  | -32% | -16 of a 50% reduction target |  | 17% | 2018 to 2030 (2020) | Absolute | Scope 1+2 | 2020 |
|---|------|-------------------------------|---|-----|---------------------|----------|-----------|------|

Cementir Holding N.V.: No comparable progress data of SBT(s) was publicly found for Cementir Holding N.V.







CEWE Stiftung & Co. KGaA: CEWE Stiftung & Co. KGaA reported progress on all SBTs.

| | | | | | | | | |
|---|-----|------------------------------|---|-----|---------------------|----------|-----------|------|
|  | 99% | 49 of a 50% reduction target |  | 50% | 2015 to 2025 (2020) | Absolute | Scope 1+2 | 2017 |
|  | 74% | 19 of a 25% reduction target |  | 50% | 2015 to 2025 (2020) | Absolute | Scope 3 | 2017 |



















CHANEL: CHANEL reported progress on all SBTs.

| | | | | | | | | |
|---|-----|--|---|-----|---------------------|-----------|---------------|------|
|  | 25% | 12 of a 50% reduction target |  | 17% | 2018 to 2030 (2020) | Absolute | Scope 1+2 | 2019 |
|  | 45% | 18 of a 40% intensity reduction target |  | 17% | 2018 to 2030 (2020) | Intensity | per unit sold | 2019 |

Charles River Laboratories, Inc.: Charles River Laboratories, Inc. reported progress on all SBTs.

| | | | | | | | | |
|---|------|---|---|-----|---------------------|-----------------------|-----------|------|
|  | 52% | 26 of a 50% reduction target |  | 17% | 2018 to 2030 (2020) | Absolute | Scope 1+2 | 2021 |
|  | 37% | 37 of a 100% renewable electricity procurement target |  | 17% | 2018 to 2030 (2020) | Renewable electricity | Scope 2 | 2021 |
|  | -32% | -5 of a 15% reduction target |  | 9% | 2019 to 2030 (2020) | Absolute | Scope 3 | 2021 |

* In some cases, companies reported a single science-based target (SBT) as multiple disaggregated targets or reported multiple SBTs as a single aggregated target in their CDP disclosure. In these cases, the SBTs and CDP progress data are presented in separate rows, with the progress data italicized.

| Target completion (% completed) | Current target status | Target timeframe (% elapsed) | Target timeframe Base year to target year (latest data year in brackets) | Target type | Activity unit | Scope(s) Covered | Year target approved |
|---|--|---|--|-------------|------------------|---------------------|----------------------------|
| Chiesi Farmaceutici S.p.A.: Chiesi Farmaceutici S.p.A. reported progress for at least one SBT. Information for other SBT(s) could not be publicly found or could not be represented. | | | | | | | |
|  | 14% 7 of a 50% reduction target |  | 9% 2019 to 2030 (2020) | Absolute | | Scope 1+2 | 2021 |
| Chiquita Brands International Sàrl: No comparable progress data of SBT(s) was publicly found for Chiquita Brands International Sàrl. | | | | | | | |
| Cisco Systems, Inc.: Cisco Systems, Inc. reported progress on all SBTs. | | | | | | | |
|  | 92% 55 of a 60% reduction target |  | 87% 2007 to 2022 (2020) | Absolute | | Scope 1+2 | 2018 |
|  | 87% 11 of a 13% reduction target |  | 67% 2016 to 2022 (2020) | Absolute | | Scope 3 | 2018 |
| City Developments Limited: City Developments Limited reported progress for at least one SBT. Information for other SBT(s) could not be publicly found or could not be represented. | | | | | | | |
|  | 75% 44 of a 59% intensity reduction target |  | 57% 2007 to 2030 (2020) | Intensity | per square metre | Scope 1+2 | 2018 |
| Clariant AG: Clariant AG reported progress for at least one SBT. Information for other SBT(s) could not be publicly found or could not be represented. | | | | | | | |
|  | 714% 96 of a 14% reduction target |  | 9% 2019 to 2030 (2020) | Absolute | | Scope 3 | 2021 |
| Clear Insurance Management Ltd.: (SME) No comparable progress data of SBT(s) was publicly found for Clear Insurance Management Ltd. | | | | | | | |
| Clif Bar & Company: No comparable progress data of SBT(s) was publicly found for Clif Bar & Company. | | | | | | | |
| CLIMACT: (SME) No comparable progress data of SBT(s) was publicly found for CLIMACT. | | | | | | | |
| CMS Cameron McKenna Nabarro Olswang LLP: CMS Cameron McKenna Nabarro Olswang LLP reported progress on all SBTs. | | | | | | | |
|  | 87% 26 of a 30% reduction target |  | 33% 2019 to 2025 (2021) | Absolute | | Scope 1+2+3 | 2020 |
| Coca Cola European Partners: Coca Cola European Partners reported progress for at least one SBT. Information for other SBT(s) could not be publicly found or could not be represented. | | | | | | | |
|  | 40% 12 of a 30% reduction target |  | 9% 2019 to 2030 (2020) | Absolute | | Scope 1+2+3 | 2020 |
| Coca-Cola FEMSA: Coca-Cola FEMSA reported progress for at least one SBT. Information for other SBT(s) could not be publicly found or could not be represented. | | | | | | | |
|  | 7% 4 of a 50% reduction target |  | 33% 2015 to 2030 (2020) | Absolute | | Scope 1+2 | 2020 |
|  | 69% 14 of a 20% reduction target |  | 33% 2015 to 2030 (2020) | Absolute | | Scope 3 | 2020 |

* In some cases, companies reported a single science-based target (SBT) as multiple disaggregated targets or reported multiple SBTs as a single aggregated target in their CDP disclosure. In these cases, the SBTs and CDP progress data are presented in separate rows, with the progress data italicized.

| Target completion (% completed) | Current target status | | Target timeframe (% elapsed) | Target timeframe Base year to target year (latest data year in brackets) | Target type | Activity unit | Scope(s) Covered | Year target approved | |
|--|-----------------------|---------------------------------------|---------------------------------|--|----------------------|---------------|----------------------------------|----------------------------|------|
| Coca-Cola HBC AG: Coca-Cola HBC AG reported progress on all SBTs. | | | | | | | | | |
| <div><div></div></div> | 42% | 23 of a 55% reduction target | <div><div></div></div> | 23% | 2017 to 2030 (2020) | Absolute | Scope 1+2 | 2020 | |
| <div><div></div></div> | 53% | 11 of a 21% reduction target | <div><div></div></div> | 23% | 2017 to 2030 (2020) | Absolute | Scope 3 | 2020 | |
| Cofinimmo: (SME) Cofinimmo reported progress on all SBTs. | | | | | | | | | |
| <div><div></div></div> | 50% | 25 of a 50% reduction target | <div><div></div></div> | 17% | 2018 to 2030 (2020) | Absolute | Scope 1+2 | 2020 | |
| Cogeco Inc.: Cogeco Inc. reported progress for at least one SBT. Information for other SBT(s) could not be publicly found or could not be represented. | | | | | | | | | |
| <div><div></div></div> | 26% | 17 of a 65% reduction target | <div><div></div></div> | 9% | 2019 to 2030 (2020) | Absolute | Scope 1+2 | 2021 | |
| | | 30% reduction target | | | 2019 to 2030 (2020) | Absolute | Scope 3 ^{7, 11} | 2021 | |
| <div><div></div></div> | *80% | *24 of a 30% reduction target | <div><div></div></div> | *9% | *2019 to 2030 (2020) | *Absolute | *Scope 3 ⁷ | | |
| <div><div></div></div> | *9% | *3 of a 30% reduction target | <div><div></div></div> | *9% | *2019 to 2030 (2020) | *Absolute | *Scope 3 ¹¹ | | |
| Colgate Palmolive Company: Colgate Palmolive Company reported progress for at least one SBT. Information for other SBT(s) could not be publicly found or could not be represented. | | | | | | | | | |
| <div><div></div></div> | 58% | 17 of a 30% reduction target | <div><div></div></div> | 29% | 2018 to 2025 (2020) | Absolute | Scope 1+2 | 2020 | |
| <div><div></div></div> | 35% | 17 of a 50% reduction target | <div><div></div></div> | 17% | 2018 to 2030 (2020) | Absolute | Scope 1+2 | 2020 | |
| <div><div></div></div> | 128% | 26 of a 20% reduction target | <div><div></div></div> | 44% | 2016 to 2025 (2020) | Absolute | Scope 3 | 2020 | |
| <div><div></div></div> | -3% | -1 of a 30% reduction target | <div><div></div></div> | 29% | 2018 to 2025 (2020) | Absolute | Scope 3 | 2020 | |
| Comany Inc.: Comany Inc. reported progress for at least one SBT. Information for other SBT(s) could not be publicly found or could not be represented. | | | | | | | | | |
| <div><div></div></div> | 25% | 12 of a 50% reduction target | <div><div></div></div> | 25% | 2018 to 2030 (2021) | Absolute | Scope 1+2 | 2020 | |
| Commercial Corporate Services Limited: (SME) No comparable progress data of SBT(s) was publicly found for Commercial Corporate Services Limited. | | | | | | | | | |
| CommonWealth Partners: CommonWealth Partners reported progress on all SBTs. | | | | | | | | | |
| <div><div></div></div> | 104% | 52 of a 50% reduction target | <div><div></div></div> | 41% | 2013 to 2030 (2020) | Intensity | square foot | Scope 1+2 | 2019 |
| Conagra Brands, Inc.: Conagra Brands, Inc. reported progress on all SBTs. | | | | | | | | | |
| <div><div></div></div> | 0% | 0 of a 25% reduction target | <div><div></div></div> | 0% | 2020 to 2030 (2020) | Absolute | Scope 1+2 | 2021 | |
| <div><div></div></div> | 0% | 0 of a 20% intensity reduction target | <div><div></div></div> | 0% | 2020 to 2030 (2020) | Intensity | metric tonne of material sourced | Scope 3 | 2021 |

* In some cases, companies reported a single science-based target (SBT) as multiple disaggregated targets or reported multiple SBTs as a single aggregated target in their CDP disclosure. In these cases, the SBTs and CDP progress data are presented in separate rows, with the progress data italicized.

| Target completion (% completed) | Current target status | | Target timeframe (% elapsed) | Target timeframe Base year to target year (latest data year in brackets) | | Target type | Activity unit | Scope(s) Covered | Year target approved |
|--|-----------------------|--|---------------------------------|--|---------------------|-------------|-----------------------------|---------------------|----------------------------|
| Constantia Flexibles International GmbH: Constantia Flexibles International GmbH reported progress on all SBTs. | | | | | | | | | |
| <div><div></div></div> | 84% | 20 of a 24% reduction target | <div><div></div></div> | 33% | 2015 to 2030 (2020) | Absolute | | Scope 1+2+3 | 2018 |
| <div><div></div></div> | 41% | 20 of a 49% reduction target | <div><div></div></div> | 14% | 2015 to 2050 (2020) | Absolute | | Scope 1+2+3 | 2018 |
| Contact Energy: Contact Energy reported progress for at least one SBT. Information for other SBT(s) could not be publicly found or could not be represented. | | | | | | | | | |
| <div><div></div></div> | 25% | 11 of a 45% reduction target | <div><div></div></div> | 38% | 2018 to 2026 (2021) | Absolute | | Scope 1+2 | 2021 |
| Continental: No comparable progress data of SBT(s) was publicly found for Continental. | | | | | | | | | |
| Corbion: Corbion reported progress on all SBTs. | | | | | | | | | |
| <div><div></div></div> | 33% | 11 of a 33% intensity reduction target | <div><div></div></div> | 29% | 2016 to 2030 (2020) | Intensity | per ton of product | Scope 1+2+3 | 2019 |
| Covivio: Covivio reported progress on all SBTs. | | | | | | | | | |
| <div><div></div></div> | 62% | 22 of a 35% intensity reduction target | <div><div></div></div> | 23% | 2017 to 2030 (2020) | Intensity | per square meter | Scope 1+2 | 2018 |
| <div><div></div></div> | 59% | 20 of a 34% intensity reduction target | <div><div></div></div> | 50% | 2010 to 2030 (2020) | Intensity | per square meter | Scope 1+2+3 | 2018 |
| Cranswick plc: No comparable progress data of SBT(s) was publicly found for Cranswick plc. | | | | | | | | | |
| Croda International Plc: Croda International Plc reported progress on all SBTs. | | | | | | | | | |
| <div><div></div></div> | 33% | 15 of a 46% reduction target | <div><div></div></div> | 18% | 2018 to 2029 (2020) | Absolute | | Scope 1+2 | 2021 |
| <div><div></div></div> | 77% | 10 of a 14% reduction target | <div><div></div></div> | 18% | 2018 to 2029 (2020) | Absolute | | Scope 3 | 2021 |
| Crown Holdings, Inc.: Crown Holdings, Inc reported progress on all SBTs. | | | | | | | | | |
| <div><div></div></div> | 27% | 14 of a 50% reduction target | <div><div></div></div> | 9% | 2019 to 2030 (2020) | Absolute | | Scope 1+2 | 2020 |
| <div><div></div></div> | 10% | 2 of a 16% reduction target | <div><div></div></div> | 9% | 2019 to 2030 (2020) | Absolute | | Scope 3 | 2020 |
| Crystal Claire Cosmetics Inc.: No comparable progress data of SBT(s) was publicly found for Crystal Claire Cosmetics Inc. | | | | | | | | | |
| CSX Corporation: CSX Corporation reported progress on all SBTs. | | | | | | | | | |
| <div><div></div></div> | 37% | 14 of a 37% intensity reduction target | <div><div></div></div> | 40% | 2014 to 2029 (2020) | Intensity | per million gross ton miles | Scope 1+2 | 2020 |

* In some cases, companies reported a single science-based target (SBT) as multiple disaggregated targets or reported multiple SBTs as a single aggregated target in their CDP disclosure. In these cases, the SBTs and CDP progress data are presented in separate rows, with the progress data italicized.

| Target completion (% completed) | Current target status | | Target timeframe (% elapsed) | Target timeframe Base year to target year (latest data year in brackets) | Target type | Activity unit | Scope(s) Covered | Year target approved |
|--|-----------------------|---|---------------------------------|--|----------------------|---------------|--------------------------------|----------------------------|
| CTT - Correios de Portugal SA: CTT - Correios de Portugal SA reported progress on all SBTs. | | | | | | | | |
| <div><div></div></div> | 83% | 25 of a 30% reduction target | <div><div></div></div> | 58% | 2013 to 2025 (2020) | Absolute | Scope 1+2+3 | 2017 |
| 20% intensity reduction target | | | | | 2013 to 2025 (2020) | Intensity | per letter and parcel delivery | 2017 |
| <div><div></div></div> | *162% | *32 of a 20% intensity reduction target | <div><div></div></div> | *58% | *2013 to 2025 (2020) | *Intensity | *per parcel | *Scope 1+2+3 |
| <div><div></div></div> | *10% | *2 of a 20% intensity reduction target | <div><div></div></div> | *58% | *2013 to 2025 (2020) | *Intensity | *per letter | *Scope 1+2+3 |
| | | | | | | | | |
| Cummins: Cummins reported progress on all SBTs. | | | | | | | | |
| <div><div></div></div> | 65% | 32 of a 50% reduction target | <div><div></div></div> | 17% | 2018 to 2030 (2020) | Absolute | Scope 1+2 | 2019 |
| <div><div></div></div> | 75% | 19 of a 25% reduction target | <div><div></div></div> | 17% | 2018 to 2030 (2020) | Absolute | Scope 3 | 2019 |
| Cundall Johnston and Partners LLP: No comparable progress data of SBT(s) was publicly found for Cundall Johnston and Partners LLP. | | | | | | | | |
| Currys plc: Currys plc reported progress on all SBTs. | | | | | | | | |
| <div><div></div></div> | 8% | 4 of a 50% reduction target | <div><div></div></div> | 10% | 2020 to 2030 (2021) | Absolute | Scope 1+2 | 2021 |
| 50% reduction target | | | | | 2020 to 2030 (2021) | Absolute | Scope 3 ^{1, 11} | 2021 |
| <div><div></div></div> | *49% | *24 of a 50% reduction target | <div><div></div></div> | *10% | *2020 to 2030 (2021) | *Absolute | *Scope 3 ¹ | |
| <div><div></div></div> | *64% | *32 of a 50% reduction target | <div><div></div></div> | *10% | *2020 to 2030 (2021) | *Absolute | *Scope 3 ¹¹ | |
| | | | | | | | | |
| CVS Health: CVS Health reported progress on all SBTs. | | | | | | | | |
| <div><div></div></div> | 51% | 34 of a 67% reduction target | <div><div></div></div> | 38% | 2014 to 2030 (2020) | Absolute | Scope 1+2 | 2021 |
| <div><div></div></div> | 253% | 35 of a 14% reduction target | <div><div></div></div> | 9% | 2019 to 2030 (2020) | Absolute | Scope 3 | 2021 |
| Dai Nippon Printing Co., Ltd.: No comparable progress data of SBT(s) was publicly found for Dai Nippon Printing Co., Ltd. | | | | | | | | |
| DAIDO TRADING CO.,LTD.: (SME) No comparable progress data of SBT(s) was publicly found for DAIDO TRADING CO.,LTD. | | | | | | | | |
| Daiichi Sankyo Co., Ltd.: Daiichi Sankyo Co., Ltd. reported progress for at least one SBT. Information for other SBT(s) could not be publicly found or could not be represented. | | | | | | | | |
| <div><div></div></div> | 52% | 19 of a 38% reduction target | <div><div></div></div> | 40% | 2015 to 2030 (2021) | Absolute | Scope 1+2 | 2020 |

* In some cases, companies reported a single science-based target (SBT) as multiple disaggregated targets or reported multiple SBTs as a single aggregated target in their CDP disclosure. In these cases, the SBTs and CDP progress data are presented in separate rows, with the progress data italicized.





| Target completion (% completed) | Current target status | | Target timeframe (% elapsed) | Target timeframe Base year to target year (latest data year in brackets) | | Target type | Activity unit | Scope(s) Covered | Year target approved |
|--|-----------------------|--|---------------------------------|--|---------------------|---------------------|---------------------------|---------------------|----------------------------|
| Daito Trust Construction Co., Ltd.: Daito Trust Construction Co., Ltd. reported progress on all SBTs. | | | | | | | | | |
| <div><div></div></div> | 24% | 13 of a 55% reduction target | <div><div></div></div> | 31% | 2017 to 2030 (2021) | Absolute | | Scope 1+2 | 2020 |
| <div><div></div></div> | 277% | 44 of a 16% reduction target | <div><div></div></div> | 31% | 2017 to 2030 (2021) | Absolute | | Scope 3 | 2020 |
| Daitomiunyu Co.Ltd.: (SME) No comparable progress data of SBT(s) was publicly found for Daitomiunyu Co.Ltd. | | | | | | | | | |
| Daiwa House Industry Co., Ltd.: Daiwa House Industry Co., Ltd. reported progress for at least one SBT. Information for other SBT(s) could not be publicly found or could not be represented. | | | | | | | | | |
| <div><div></div></div> | 47% | 24 of a 50% reduction target | <div><div></div></div> | 40% | 2015 to 2030 (2021) | Absolute | | Scope 1+2 | 2021 |
| <div><div></div></div> | -46% | -14 of a 30% intensity reduction target | <div><div></div></div> | 40% | 2015 to 2030 (2021) | Intensity | per floor area | Scope 3 | 2018 |
| Danieli & C. Officine Meccaniche S.p.A.: Danieli & C. Officine Meccaniche S.p.A. reported progress on all SBTs. | | | | | | | | | |
| <div><div></div></div> | 37% | 13 of a 36% reduction target | <div><div></div></div> | 23% | 2017 to 2030 (2020) | Absolute | | Scope 1+2 | 2019 |
| <div><div></div></div> | -555% | -344 of a 62% intensity reduction target | <div><div></div></div> | 23% | 2017 to 2030 (2020) | Intensity | dollar value added | Scope 3 | 2019 |
| Danone: Danone reported progress on all SBTs. | | | | | | | | | |
| <div><div></div></div> | 106% | 32 of a 30% reduction target | <div><div></div></div> | 33% | 2015 to 2030 (2020) | Absolute | | Scope 1+2 | 2017 |
| <div><div></div></div> | -11% | -5 of a 50% intensity reduction target | <div><div></div></div> | 33% | 2015 to 2030 (2020) | Intensity | per tonne of product sold | Scope 1+2+3 | 2017 |
| Dassault Systemes: Dassault Systemes reported progress for at least one SBT. Information for other SBT(s) could not be publicly found or could not be represented. | | | | | | | | | |
| <div><div></div></div> | 39% | 13 of a 34% reduction target | <div><div></div></div> | 12% | 2019 to 2027 (2020) | Absolute | | Scope 1+2 | 2021 |
| <div><div></div></div> | 255% | 59 of a 23% reduction target | <div><div></div></div> | 12% | 2019 to 2027 (2020) | Absolute | | Scope 3 | 2021 |
| <div><div></div></div> | 0% | 0 of a 52% supplier engagement target | <div><div></div></div> | 17% | 2019 to 2025 (2020) | Supplier engagement | | Scope 3 | 2021 |
| DaVita: DaVita reported progress for at least one SBT. Information for other SBT(s) could not be publicly found or could not be represented. | | | | | | | | | |
| <div><div></div></div> | 19% | 10 of a 50% reduction target | <div><div></div></div> | 17% | 2018 to 2030 (2020) | Absolute | | Scope 1+2 | 2021 |
| Dawn Meats Group: No comparable progress data of SBT(s) was publicly found for Dawn Meats Group. | | | | | | | | | |
| Daxner & Merl GmbH: No comparable progress data of SBT(s) was publicly found for Daxner & Merl GmbH. | | | | | | | | | |

* In some cases, companies reported a single science-based target (SBT) as multiple disaggregated targets or reported multiple SBTs as a single aggregated target in their CDP disclosure. In these cases, the SBTs and CDP progress data are presented in separate rows, with the progress data italicized.





| Target completion (% completed) | Current target status | | Target timeframe (% elapsed) | Target timeframe Base year to target year (latest data year in brackets) | Target type | Activity unit | Scope(s) Covered | Year target approved |
|------------------------------------|-----------------------|--|---------------------------------|--|-------------|---------------|---------------------|----------------------------|
|------------------------------------|-----------------------|--|---------------------------------|--|-------------|---------------|---------------------|----------------------------|

dbramante1928: (SME) No comparable progress data of SBT(s) was publicly found for dbramante1928.





Decathlon: Decathlon reported progress for at least one SBT. Information for other SBT(s) could not be publicly found or could not be represented.

| | | | | | | | | | |
|---|-----|---|---|-----|---------------------|-----------------------|--|-----------|------|
|  | 26% | 20 of a 75% reduction target |  | 40% | 2016 to 2026 (2020) | Absolute | | Scope 1+2 | 2019 |
|  | 49% | 49 of a 100% renewable electricity procurement target |  | 40% | 2016 to 2026 (2020) | Renewable electricity | | Scope 2 | 2019 |





Dell Technologies: Dell Technologies reported progress on all SBTs.

| | | | | | | | | | |
|---|-----|---------------------------------------|---|----|---------------------|-----------|---------|-----------|------|
|  | 53% | 26 of a 50% reduction target |  | 9% | 2019 to 2030 (2020) | Absolute | | Scope 1+2 | 2021 |
|  | 13% | 8 of a 60% intensity reduction target |  | 9% | 2019 to 2030 (2020) | Intensity | revenue | Scope 3 | 2021 |

Deloitte: Deloitte reported progress on all SBTs.

| | | | | | | | | | |
|---|-----|--|---|-----|---------------------|---------------------|---------|-----------|------|
|  | 87% | 61 of a 70% reduction target |  | 9% | 2019 to 2030 (2020) | Absolute | | Scope 1+2 | 2020 |
|  | 56% | 28 of a 50% intensity reduction target |  | 9% | 2019 to 2030 (2020) | Intensity | per FTE | Scope 3 | 2020 |
|  | 18% | 12 of a 67% supplier engagement target |  | 17% | 2019 to 2025 (2020) | Supplier engagement | | Scope 3 | 2020 |

Delta Electronics: Delta Electronics reported progress on all SBTs.





| | | | | | | | | | |
|--|------|--|--|-----|---------------------|-----------|--|-----------|------|
|  | 99% | 56 of a 57% intensity reduction target |  | 55% | 2014 to 2025 (2020) | Intensity | per million USD output value (a measurement of product sale price x production quantity) | Scope 1+2 | 2017 |
|  | -82% | -16 of a 20% reduction target |  | 67% | 2016 to 2022 (2020) | Absolute | | Scope 3 | 2017 |

Delta-Simons Environmental Consultants Limited: (SME) No comparable progress data of SBT(s) was publicly found for Delta-Simons Environmental Consultants Limited.

denkstatt GmbH: (SME) No comparable progress data of SBT(s) was publicly found for denkstatt GmbH.

Denner AG: No comparable progress data of SBT(s) was publicly found for Denner AG.

Dentsu Inc.: Dentsu Inc. reported progress on all SBTs.

| | | | | | | | | | |
|---|------|--|---|-----|---------------------|-----------|--------------|-----------|------|
|  | 239% | 57 of a 24% reduction target |  | 38% | 2014 to 2030 (2020) | Absolute | | Scope 1+2 | 2017 |
|  | 292% | 73 of a 25% intensity reduction target |  | 14% | 2015 to 2050 (2020) | Intensity | per employee | Scope 3 | 2017 |

** In some cases, companies reported a single science-based target (SBT) as multiple disaggregated targets or reported multiple SBTs as a single aggregated target in their CDP disclosure. In these cases, the SBTs and CDP progress data are presented in separate rows, with the progress data italicized.*

| Target completion (% completed) | Current target status | | Target timeframe (% elapsed) | Target timeframe Base year to target year (latest data year in brackets) | Target type | Activity unit | Scope(s) Covered | Year target approved | |
|--|-----------------------|---|---------------------------------|--|----------------------|-----------------------|--------------------------|----------------------------|------|
| Dentsu International: Dentsu International reported progress on all SBTs. | | | | | | | | | |
| <div><div></div></div> | 85% | 39 of a 46% reduction target | <div><div></div></div> | 9% | 2019 to 2030 (2020) | Absolute | Scope 1+2 | 2020 | |
| <div><div></div></div> | -20% | -9 of a 46% reduction target | <div><div></div></div> | 9% | 2019 to 2030 (2020) | Absolute | Scope 3 | 2020 | |
| Derwent London Plc: Derwent London Plc reported progress on all SBTs. | | | | | | | | | |
| <div><div></div></div> | 104% | 57 of a 55% reduction target | <div><div></div></div> | 50% | 2013 to 2027 (2020) | Intensity | per square meter | Scope 1+2 | 2019 |
| <div><div></div></div> | 300% | 60 of a 20% reduction target | <div><div></div></div> | 30% | 2017 to 2027 (2020) | Intensity | per square meter | Scope 3 | 2019 |
| Deutsche Bahn AG: Deutsche Bahn AG reported progress for at least one SBT. Information for other SBT(s) could not be publicly found or could not be represented. | | | | | | | | | |
| <div><div></div></div> | 29% | 29 of a 100% reduction target | <div><div></div></div> | 32% | 2006 to 2050 (2020) | Absolute | Scope 1+2+3 | 2020 | |
| Deutsche Telekom AG: Deutsche Telekom AG reported progress on all SBTs. | | | | | | | | | |
| <div><div></div></div> | 42% | 38 of a 90% reduction target | <div><div></div></div> | 23% | 2017 to 2030 (2020) | Absolute | Scope 1+2 | 2019 | |
| <div><div></div></div> | 29% | 29 of a 100% renewable electricity procurement target | <div><div></div></div> | 75% | 2017 to 2021 (2020) | Renewable electricity | Scope 2 | 2019 | |
| <div><div></div></div> | 25% | 6 of a 25% intensity reduction target | <div><div></div></div> | 23% | 2017 to 2030 (2020) | Intensity | per customer | Scope 3 | 2019 |
| Dexus: Dexus reported progress for at least one SBT. Information for other SBT(s) could not be publicly found or could not be represented. | | | | | | | | | |
| <div><div></div></div> | 18% | 13 of a 70% reduction target | <div><div></div></div> | 17% | 2018 to 2030 (2020) | Absolute | Scope 1+2 | 2019 | |
| Diab International AB: No comparable progress data of SBT(s) was publicly found for Diab International AB. | | | | | | | | | |
| Diageo Plc: Diageo Plc reported progress for at least one SBT. Information for other SBT(s) could not be publicly found or could not be represented. | | | | | | | | | |
| <div><div></div></div> | 100% | 50 of a 50% reduction target | <div><div></div></div> | 100% | 2007 to 2020 (2020) | Absolute | Scope 1+2 | 2016 | |
| Diam: Diam reported progress on all SBTs. | | | | | | | | | |
| <div><div></div></div> | 63% | 29 of a 46% reduction target | <div><div></div></div> | 9% | 2019 to 2030 (2020) | Absolute | Scope 1+2 | 2021 | |
| 46% reduction target | | | | | 2019 to 2030 (2020) | Absolute | Scope 3 ^{1, 11} | 2021 | |
| <div><div></div></div> | *67% | *31 of a 46% reduction target | <div><div></div></div> | *9% | *2019 to 2030 (2020) | *Absolute | *Scope 3 ¹ | | |
| <div><div></div></div> | *74% | *34 of a 46% reduction target | <div><div></div></div> | *9% | *2019 to 2030 (2020) | *Absolute | *Scope 3 ¹¹ | | |

* In some cases, companies reported a single science-based target (SBT) as multiple disaggregated targets or reported multiple SBTs as a single aggregated target in their CDP disclosure. In these cases, the SBTs and CDP progress data are presented in separate rows, with the progress data italicized.





| Target completion (% completed) | Current target status | Target timeframe (% elapsed) | Target timeframe Base year to target year (latest data year in brackets) | Target type | Activity unit | Scope(s) Covered | Year target approved |
|------------------------------------|-----------------------|---------------------------------|--|-------------|---------------|---------------------|----------------------------|
|------------------------------------|-----------------------|---------------------------------|--|-------------|---------------|---------------------|----------------------------|

Diamond Energy Pty Ltd.: (SME) No comparable progress data of SBT(s) was publicly found for Diamond Energy Pty Ltd.

diemietwaesche.de GmbH & Co. KG: No comparable progress data of SBT(s) was publicly found for diemietwaesche.de GmbH & Co. KG.





DIGITAL GRID Corporation: (SME) No comparable progress data of SBT(s) was publicly found for DIGITAL GRID Corporation.

Digital Realty: Digital Realty reported progress on all SBTs.



| | | | | | | | | | |
|---|-----|--|---|-----|---------------------|-----------|-----------------|-----------|------|
|  | 36% | 24 of a 68% intensity reduction target |  | 17% | 2018 to 2030 (2020) | Intensity | per square foot | Scope 1+2 | 2020 |
|  | 18% | 4 of a 24% intensity reduction target |  | 17% | 2018 to 2030 (2020) | Intensity | per square foot | Scope 3 | 2020 |

Dott: (SME) No comparable progress data of SBT(s) was publicly found for Dott.





Dover Corporation: Dover Corporation reported progress on all SBTs.

| | | | | | | | | | |
|---|-----|------------------------------|---|----|---------------------|----------|--|-----------|------|
|  | 52% | 16 of a 30% reduction target |  | 9% | 2019 to 2030 (2020) | Absolute | | Scope 1+2 | 2021 |
|  | 42% | 6 of a 15% reduction target |  | 9% | 2019 to 2030 (2020) | Absolute | | Scope 3 | 2021 |

Dr. Reddy's Laboratories Ltd.: Dr. Reddy's Laboratories Ltd. reported progress for at least one SBT. Information for other SBT(s) could not be publicly found or could not be represented.

| | | | | | | | | | |
|---|----|-----------------------------|---|-----|---------------------|----------|--|-----------|------|
|  | 6% | 3 of a 55% reduction target |  | 31% | 2017 to 2030 (2021) | Absolute | | Scope 1+2 | 2020 |
|---|----|-----------------------------|---|-----|---------------------|----------|--|-----------|------|





DSV Panalpina: DSV Panalpina reported progress on all SBTs.

| | | | | | | | | | |
|---|-----|------------------------------|---|----|---------------------|----------|--|-----------|------|
|  | 15% | 6 of a 40% reduction target |  | 9% | 2019 to 2030 (2020) | Absolute | | Scope 1+2 | 2020 |
|  | 70% | 21 of a 30% reduction target |  | 9% | 2019 to 2030 (2020) | Absolute | | Scope 3 | 2020 |

E-Konzal Co., Ltd.: (SME) No comparable progress data of SBT(s) was publicly found for E-Konzal Co., Ltd.

EARP Distribution: No comparable progress data of SBT(s) was publicly found for EARP Distribution.

Eaton: Eaton reported progress on all SBTs.



| | | | | | | | | | |
|---|------|------------------------------|---|-----|---------------------|----------|--|-----------|------|
|  | 36% | 18 of a 50% reduction target |  | 17% | 2018 to 2030 (2020) | Absolute | | Scope 1+2 | 2020 |
|  | 221% | 33 of a 15% reduction target |  | 17% | 2018 to 2030 (2020) | Absolute | | Scope 3 | 2020 |

** In some cases, companies reported a single science-based target (SBT) as multiple disaggregated targets or reported multiple SBTs as a single aggregated target in their CDP disclosure. In these cases, the SBTs and CDP progress data are presented in separate rows, with the progress data italicized.*


| Target completion (% completed) | Current target status | Target timeframe (% elapsed) | Target timeframe Base year to target year (latest data year in brackets) | Target type | Activity unit | Scope(s) Covered | Year target approved |
|------------------------------------|-----------------------|---------------------------------|--|-------------|---------------|---------------------|----------------------------|
|------------------------------------|-----------------------|---------------------------------|--|-------------|---------------|---------------------|----------------------------|

ECO WORKS co.,ltd.: (SME) No comparable progress data of SBT(s) was publicly found for ECO WORKS co.,ltd.

Ecolab: Ecolab reported progress for at least one SBT. Information for other SBT(s) could not be publicly found or could not be represented.





| | | | | | | | | |
|---|-----|------------------------------|---|-----|---------------------|----------|-----------|------|
|  | 61% | 31 of a 50% reduction target |  | 17% | 2018 to 2030 (2020) | Absolute | Scope 1+2 | 2020 |
|---|-----|------------------------------|---|-----|---------------------|----------|-----------|------|

Ecolean: (SME) Ecolean reported progress on all SBTs.

| | | | | | | | | |
|---|------|------------------------------|---|-----|---------------------|----------|-----------|------|
|  | 188% | 94 of a 50% reduction target |  | 17% | 2018 to 2030 (2020) | Absolute | Scope 1+2 | 2021 |
|---|------|------------------------------|---|-----|---------------------|----------|-----------|------|

ECOS: (SME) No comparable progress data of SBT(s) was publicly found for ECOS.

EDF Group: EDF Group reported progress on all SBTs.





| | | | | | | | | |
|---|-----|------------------------------|---|-----|---------------------|----------|-----------|------|
|  | 52% | 26 of a 50% reduction target |  | 23% | 2017 to 2030 (2020) | Absolute | Scope 1+2 | 2020 |
|  | 61% | 17 of a 28% reduction target |  | 9% | 2019 to 2030 (2020) | Absolute | Scope 3 | 2020 |

Edgard & Cooper: (SME) No comparable progress data of SBT(s) was publicly found for Edgard & Cooper.

Edge Chile: No comparable progress data of SBT(s) was publicly found for Edge Chile.

Edge Environment Pty Ltd.: No comparable progress data of SBT(s) was publicly found for Edge Environment Pty Ltd.

EDP - Energias de Portugal S.A.: EDP - Energias de Portugal S.A. reported progress for at least one SBT. Information for other SBT(s) could not be publicly found or could not be represented.


| | | | | | | | | | |
|---|-----|--|---|-----|---------------------|-----------|---------|-----------|------|
|  | 63% | 57 of a 90% intensity reduction target |  | 33% | 2015 to 2030 (2020) | Intensity | per TWh | Scope 1+2 | 2020 |
|  | 52% | 21 of a 40% reduction target |  | 33% | 2015 to 2030 (2020) | Absolute | | Scope 3 | 2019 |

EDP Energias do Brasil S.A.: EDP Energias do Brasil S.A. reported progress on all SBTs.

| | | | | | | | | | |
|---|-----|---|---|-----|---------------------|-----------|---------|-------------|------|
|  | 64% | 54 of an 85% intensity reduction target |  | 20% | 2017 to 2032 (2020) | Intensity | per MWh | Scope 1+2+3 | 2020 |
|---|-----|---|---|-----|---------------------|-----------|---------|-------------|------|

EILEEN FISHER: No comparable progress data of SBT(s) was publicly found for EILEEN FISHER.

Eisai Co., Ltd.: Eisai Co., Ltd. reported progress on all SBTs.

| | | | | | | | | |
|---|----------------------|--------------------------------------|---|---------------------|-----------------------------|------------------|-----------|---------------------------------|
| | 30% reduction target | | | 2016 to 2030 (2021) | Absolute | | Scope 1+2 | 2019 |
| | 30% reduction target | | | 2016 to 2030 (2021) | Absolute | | Scope 3 | 2019 |
|  | <i>*131%</i> | <i>*39 of a 30% reduction target</i> |  | <i>*36%</i> | <i>*2016 to 2030 (2021)</i> | <i>*Absolute</i> | | <i>*Scope 1+2+3^a</i> |

** In some cases, companies reported a single science-based target (SBT) as multiple disaggregated targets or reported multiple SBTs as a single aggregated target in their CDP disclosure. In these cases, the SBTs and CDP progress data are presented in separate rows, with the progress data italicized.*

| Target completion (% completed) | Current target status | | Target timeframe (% elapsed) | Target timeframe Base year to target year (latest data year in brackets) | Target type | Activity unit | Scope(s) Covered | Year target approved |
|--|-----------------------|---|---------------------------------|--|---------------------|-----------------------|---------------------|----------------------------|
| Electrolux: Electrolux reported progress on all SBTs. | | | | | | | | |
| <div><div></div></div> | 95% | 76 of an 80% reduction target | <div><div></div></div> | 50% | 2015 to 2025 (2020) | Absolute | Scope 1+2 | 2018 |
| <div><div></div></div> | 80% | 20 of a 25% reduction target | <div><div></div></div> | 50% | 2015 to 2025 (2020) | Absolute | Scope 3 | 2018 |
| Elisa Corporation: Elisa Corporation reported progress on all SBTs. | | | | | | | | |
| <div><div></div></div> | 165% | 82 of a 50% reduction target | <div><div></div></div> | 44% | 2016 to 2025 (2020) | Absolute | Scope 1+2 | 2018 |
| <div><div></div></div> | -345% | -41 of a 12% reduction target | <div><div></div></div> | 44% | 2016 to 2025 (2020) | Absolute | Scope 3 | 2018 |
| Elopak AS: Elopak AS reported progress on all SBTs. | | | | | | | | |
| <div><div></div></div> | 20% | 11 of a 55% reduction target | <div><div></div></div> | 23% | 2017 to 2030 (2020) | Absolute | Scope 1+2 | 2019 |
| <div><div></div></div> | 100% | 100 of a 100% reduction target | <div><div></div></div> | 23% | 2017 to 2030 (2020) | Renewable electricity | Scope 2 | 2019 |
| <div><div></div></div> | -38% | -6 of a 16% reduction target | <div><div></div></div> | 23% | 2017 to 2030 (2020) | Absolute | Scope 3 | 2019 |
| Emira Property Fund Ltd.: Emira Property Fund Ltd reported progress on all SBTs. | | | | | | | | |
| <div><div></div></div> | 38% | 5 of a 13% reduction target | <div><div></div></div> | 62% | 2015 to 2022 (2020) | Absolute | Scope 1+2 | 2018 |
| Emmi Group: Emmi Group reported progress for at least one SBT. Information for other SBT(s) could not be publicly found or could not be represented. | | | | | | | | |
| <div><div></div></div> | 3% | 1 of a 45% reduction target | <div><div></div></div> | 12% | 2019 to 2027 (2020) | Absolute | Scope 1+2 | 2021 |
| Encon NV: (SME) No comparable progress data of SBT(s) was publicly found for Encon NV. | | | | | | | | |
| Eneco: Eneco reported progress on all SBTs. | | | | | | | | |
| <div><div></div></div> | 95% | 34 of a 36% reduction target | <div><div></div></div> | 50% | 2015 to 2025 (2020) | Absolute | Scope 1+2+3 | 2019 |
| <div><div></div></div> | 128% | 19 of a 15% reduction target | <div><div></div></div> | 50% | 2015 to 2025 (2020) | Absolute | Scope 3 | 2019 |
| Enel SpA: Enel SpA reported progress for at least one SBT. Information for other SBT(s) could not be publicly found or could not be represented. | | | | | | | | |
| <div><div></div></div> | 60% | 48 of an 80% intensity reduction target | <div><div></div></div> | 23% | 2017 to 2030 (2020) | Intensity | per kWh | 2020 |
| <div><div></div></div> | 94% | 15 of a 16% reduction target | <div><div></div></div> | 23% | 2017 to 2030 (2020) | Absolute | Scope 3 | 2019 |


* In some cases, companies reported a single science-based target (SBT) as multiple disaggregated targets or reported multiple SBTs as a single aggregated target in their CDP disclosure. In these cases, the SBTs and CDP progress data are presented in separate rows, with the progress data italicized.

| Target completion (% completed) | Current target status | Target timeframe (% elapsed) | Target timeframe Base year to target year (latest data year in brackets) | Target type | Activity unit | Scope(s) Covered | Year target approved |
|------------------------------------|-----------------------|---------------------------------|--|-------------|---------------|---------------------|----------------------------|
|------------------------------------|-----------------------|---------------------------------|--|-------------|---------------|---------------------|----------------------------|







Energetics Pty Ltd.: (SME) No comparable progress data of SBT(s) was publicly found for Energetics Pty Ltd.

EnerKey Oy: (SME) No comparable progress data of SBT(s) was publicly found for EnerKey Oy.

ENGIE: ENGIE reported progress for at least one SBT. Information for other SBT(s) could not be publicly found or could not be represented.



| | | | | | | | | |
|---|-----|------------------------------|---|-----|---------------------|----------|---------|------|
|  | 67% | 23 of a 34% reduction target |  | 23% | 2017 to 2030 (2020) | Absolute | Scope 3 | 2020 |
|---|-----|------------------------------|---|-----|---------------------|----------|---------|------|

Equinix, Inc.: Equinix, Inc. reported progress for at least one SBT. Information for other SBT(s) could not be publicly found or could not be represented.


| | | | | | | | | |
|---|-----|---------------------------------------|---|-----|---------------------|---------------------|-----------|------|
|  | 1% | 0 of a 50% reduction target |  | 9% | 2019 to 2030 (2020) | Absolute | Scope 1+2 | 2021 |
|  | -2% | -1 of a 50% reduction target |  | 9% | 2019 to 2030 (2020) | Absolute | Scope 3 | 2021 |
|  | 0% | 0 of a 66% supplier engagement target |  | 17% | 2019 to 2025 (2020) | Supplier engagement | Scope 3 | 2021 |

EQUIPOS MÓVILES DE CAMPAÑA ARPA: (SME) No comparable progress data of SBT(s) was publicly found for EQUIPOS MÓVILES DE CAMPAÑA ARPA.

ERAMET: ERAMET reported progress for at least one SBT. Information for other SBT(s) could not be publicly found or could not be represented.

| | | | | | | | | |
|---|-----|------------------------------|---|----|---------------------|----------|-----------|------|
|  | 24% | 10 of a 40% reduction target |  | 6% | 2019 to 2035 (2020) | Absolute | Scope 1+2 | 2021 |
|---|-----|------------------------------|---|----|---------------------|----------|-----------|------|

Ericsson Group: Ericsson Group reported progress on all SBTs.





| | | | | | | | | |
|---|--------------|--------------------------------------|---|-------------|-----------------------------|------------------|--------------------------|------|
| | | 35% reduction target | | | 2016 to 2022 (2020) | Absolute | Scope 1+2 | 2018 |
| | | 35% reduction target | | | 2016 to 2022 (2020) | Absolute | Scope 3 ^{4,6,9} | 2018 |
| | | 35% reduction target | | | 2016 to 2022 (2020) | Absolute | Scope 3 ¹¹ | 2018 |
|  | <i>*162%</i> | <i>*57 of a 35% reduction target</i> |  | <i>*67%</i> | <i>*2016 to 2022 (2020)</i> | <i>*Absolute</i> | <i>*Scope 1+2+3</i> | |

ERM: No comparable progress data of SBT(s) was publicly found for ERM.

ESKA BV: (SME) No comparable progress data of SBT(s) was publicly found for ESKA BV.

Essinge Rail AB: (SME) No comparable progress data of SBT(s) was publicly found for Essinge Rail AB.

Essity AB: Essity AB reported progress on all SBTs.





| | | | | | | | | |
|---|-----|------------------------------|---|-----|---------------------|----------|-----------|------|
|  | 45% | 11 of a 25% reduction target |  | 29% | 2016 to 2030 (2020) | Absolute | Scope 1+2 | 2018 |
|  | 48% | 9 of an 18% reduction target |  | 29% | 2016 to 2030 (2020) | Absolute | Scope 3 | 2018 |

** In some cases, companies reported a single science-based target (SBT) as multiple disaggregated targets or reported multiple SBTs as a single aggregated target in their CDP disclosure. In these cases, the SBTs and CDP progress data are presented in separate rows, with the progress data italicized.*

| Target completion (% completed) | Current target status | Target timeframe (% elapsed) | Target timeframe Base year to target year (latest data year in brackets) | Target type | Activity unit | Scope(s) Covered | Year target approved |
|------------------------------------|-----------------------|---------------------------------|--|-------------|---------------|---------------------|----------------------------|
|------------------------------------|-----------------------|---------------------------------|--|-------------|---------------|---------------------|----------------------------|

Etivoet: (SME) No comparable progress data of SBT(s) was publicly found for Etivoet.

Etsy, Inc.: Etsy, Inc. reported progress on all SBTs.

| | | | | | | | | |
|---|--------|--------------------------------|---|----|---------------------|----------|-----------|------|
|  | 142% | 71 of a 50% reduction target |  | 9% | 2019 to 2030 (2020) | Absolute | Scope 1+2 | 2021 |
|  | -1180% | -165 of a 14% reduction target |  | 9% | 2019 to 2030 (2020) | Absolute | Scope 3 | 2021 |





Eunomia Research & Consulting Ltd.: (SME) No comparable progress data of SBT(s) was publicly found for Eunomia Research & Consulting Ltd.

Euro Centra Company Limited: (SME) No comparable progress data of SBT(s) was publicly found for Euro Centra Company Limited.

EY: No comparable progress data of SBT(s) was publicly found for EY.

Fabege AB: (SME) No comparable progress data of SBT(s) was publicly found for Fabege AB.





FamilyMart Co.,Ltd.: FamilyMart Co.,Ltd. reported progress on all SBTs.

| | | | | | | | | |
|---|-----|------------------------------|---|-----|---------------------|----------|-----------|------|
|  | 45% | 13 of a 30% reduction target |  | 25% | 2018 to 2030 (2021) | Absolute | Scope 1+2 | 2020 |
|  | 85% | 13 of a 15% reduction target |  | 25% | 2018 to 2030 (2021) | Absolute | Scope 3 | 2020 |

Far EasTone Telecommunications Co., Ltd.: Far EasTone Telecommunications Co., Ltd. reported progress for at least one SBT. Information for other SBT(s) could not be publicly found or could not be represented.


| | | | | | | | | |
|---|-----|------------------------------|---|-----|---------------------|----------|-----------|------|
|  | 89% | 18 of a 20% reduction target |  | 29% | 2016 to 2030 (2020) | Absolute | Scope 1+2 | 2019 |
|---|-----|------------------------------|---|-----|---------------------|----------|-----------|------|

Farmer Bros. Co: Farmer Bros. Co reported progress on all SBTs.





| | | | | | | | | |
|---|-----|-------------------------------|---|-----|---------------------|----------|-----------|------|
|  | 69% | 21 of a 30% reduction target |  | 29% | 2018 to 2025 (2020) | Absolute | Scope 1+2 | 2019 |
|  | 91% | 16 of an 18% reduction target |  | 29% | 2018 to 2025 (2020) | Absolute | Scope 3 | 2019 |

Fastweb S.p.A.: No comparable progress data of SBT(s) was publicly found for Fastweb S.p.A..

Faurecia S.A.: Faurecia S.A. reported progress for at least one SBT. Information for other SBT(s) could not be publicly found or could not be represented.

| | | | | | | | | |
|---|-----|------------------------------|---|----|---------------------|----------|---------|------|
|  | 39% | 18 of a 46% reduction target |  | 9% | 2019 to 2030 (2020) | Absolute | Scope 3 | 2020 |
|---|-----|------------------------------|---|----|---------------------|----------|---------|------|




Ferrero International S.A.: Ferrero International S.A. reported progress on all SBTs.

| | | | | | | | | |
|---|-----|------------------------------|---|-----|---------------------|-----------|-----------------------------|------|
|  | 27% | 14 of a 50% reduction target |  | 17% | 2018 to 2030 (2020) | Absolute | Scope 1+2 | 2020 |
|  | 10% | 4 of a 43% reduction target |  | 17% | 2018 to 2030 (2020) | Intensity | per metric tonne of product | 2020 |

** In some cases, companies reported a single science-based target (SBT) as multiple disaggregated targets or reported multiple SBTs as a single aggregated target in their CDP disclosure. In these cases, the SBTs and CDP progress data are presented in separate rows, with the progress data italicized.*





| Target completion (% completed) | Current target status | Target timeframe (% elapsed) | Target timeframe Base year to target year (latest data year in brackets) | Target type | Activity unit | Scope(s) Covered | Year target approved |
|------------------------------------|-----------------------|---------------------------------|--|-------------|---------------|---------------------|----------------------------|
|------------------------------------|-----------------------|---------------------------------|--|-------------|---------------|---------------------|----------------------------|

Ferrovial: Ferrovial reported progress on all SBTs.



| | | | | | | | | | |
|---|------|--|---|-----|---------------------|-----------|---------------------------|-----------|------|
|  | 74% | 24 of a 32% reduction target |  | 52% | 2009 to 2030 (2020) | Absolute | million euros of turnover | Scope 1+2 | 2017 |
|  | 130% | 56 of a 43% intensity reduction target |  | 52% | 2009 to 2030 (2020) | Intensity | | Scope 1+2 | 2017 |
|  | 196% | 39 of a 20% reduction target |  | 44% | 2012 to 2030 (2020) | Absolute | | Scope 3 | 2017 |

Fidocar: (SME) No comparable progress data of SBT(s) was publicly found for Fidocar.






FIRMENICH SA: FIRMENICH SA reported progress on all SBTs.

| | | | | | | | | | |
|---|-----|------------------------------|---|-----|---------------------|----------|--|-----------|------|
|  | 71% | 39 of a 55% reduction target |  | 23% | 2017 to 2030 (2020) | Absolute | | Scope 1+2 | 2019 |
|  | 20% | 4 of a 20% reduction target |  | 23% | 2017 to 2030 (2020) | Absolute | | Scope 3 | 2019 |



Fisher & Paykel Healthcare Corporation Limited: Fisher & Paykel Healthcare Corporation Limited reported progress for at least one SBT. Information for other SBT(s) could not be publicly found or could not be represented.

| | | | | | | | | | |
|---|------|-------------------------------|---|-----|---------------------|----------|--|-----------|------|
|  | -17% | -12 of a 67% reduction target |  | 13% | 2019 to 2034 (2021) | Absolute | | Scope 1+2 | 2020 |
|---|------|-------------------------------|---|-----|---------------------|----------|--|-----------|------|

Fiskars Corporation: Fiskars Corporation reported progress on all SBTs.

| | | | | | | | | | |
|---|-----|---------------------------------------|---|-----|---------------------|---------------------|--|-----------|------|
|  | 72% | 43 of a 60% reduction target |  | 23% | 2017 to 2030 (2020) | Absolute | | Scope 1+2 | 2020 |
|  | 0% | 0 of a 30% reduction target |  | 17% | 2018 to 2030 (2020) | Absolute | | Scope 3 | 2020 |
|  | 0% | 0 of a 60% supplier engagement target |  | 20% | 2019 to 2024 (2020) | Supplier engagement | | Scope 3 | 2020 |

Fletcher Building Limited: Fletcher Building Limited reported progress for at least one SBT. Information for other SBT(s) could not be publicly found or could not be represented.

| | | | | | | | | | |
|---|-----|-----------------------------|---|-----|---------------------|----------|--|-----------|------|
|  | 25% | 7 of a 30% reduction target |  | 17% | 2018 to 2030 (2020) | Absolute | | Scope 1+2 | 2019 |
|---|-----|-----------------------------|---|-----|---------------------|----------|--|-----------|------|

Flex Ltd.: No comparable progress data of SBT(s) was publicly found for Flex Ltd.

FlowCon International ApS: (SME) No comparable progress data of SBT(s) was publicly found for FlowCon International ApS.

FLSmidth: No comparable progress data of SBT(s) was publicly found for FLSmidth.



** In some cases, companies reported a single science-based target (SBT) as multiple disaggregated targets or reported multiple SBTs as a single aggregated target in their CDP disclosure. In these cases, the SBTs and CDP progress data are presented in separate rows, with the progress data italicized.*

| Target completion (% completed) | Current target status | Target timeframe (% elapsed) | Target timeframe Base year to target year (latest data year in brackets) | Target type | Activity unit | Scope(s) Covered | Year target approved |
|------------------------------------|-----------------------|---------------------------------|--|-------------|---------------|---------------------|----------------------------|
|------------------------------------|-----------------------|---------------------------------|--|-------------|---------------|---------------------|----------------------------|

Fokus Zukunft GmbH & Co. KG: (SME) No comparable progress data of SBT(s) was publicly found for Fokus Zukunft GmbH & Co. KG.

Fonterra Co-operative Group Limited: No comparable progress data of SBT(s) was publicly found for Fonterra Co-operative Group Limited.

Ford Motor Company: Ford Motor Company reported progress for at least one SBT. Information for other SBT(s) could not be publicly found or could not be represented.

| | | | | | | | | |
|---|-----|------------------------------|---|-----|---------------------|----------|-----------|------|
|  | 31% | 23 of a 76% reduction target |  | 17% | 2017 to 2035 (2020) | Absolute | Scope 1+2 | 2021 |
|---|-----|------------------------------|---|-----|---------------------|----------|-----------|------|



FORMULARIOS EUROPEOS, S.A.: (SME) No comparable progress data of SBT(s) was publicly found for FORMULARIOS EUROPEOS, S.A.

Fortune Parts Industry Public Company Limited: No comparable progress data of SBT(s) was publicly found for Fortune Parts Industry Public Company Limited.

Foyle Food Group: Foyle Food Group reported progress for at least one SBT. Information for other SBT(s) could not be publicly found or could not be represented.

| | | | | | | | | |
|---|-----|-----------------------------|---|----|---------------------|----------|-----------|------|
|  | 16% | 4 of a 28% reduction target |  | 9% | 2019 to 2030 (2020) | Absolute | Scope 1+2 | 2021 |
|---|-----|-----------------------------|---|----|---------------------|----------|-----------|------|

Framery Trade Oy: (SME) Framery Trade Oy reported progress on all SBTs.





| | | | | | | | | |
|---|-----|-----------------------------|---|-----|---------------------|----------|-----------|------|
|  | 10% | 5 of a 50% reduction target |  | 17% | 2018 to 2030 (2020) | Absolute | Scope 1+2 | 2020 |
|---|-----|-----------------------------|---|-----|---------------------|----------|-----------|------|

Franz Kaldewei GmbH & Co. KG: No comparable progress data of SBT(s) was publicly found for Franz Kaldewei GmbH & Co. KG.



FRASERS PROPERTY AUSTRALIA: No comparable progress data of SBT(s) was publicly found for FRASERS PROPERTY AUSTRALIA.

Freddie's Flowers: (SME) No comparable progress data of SBT(s) was publicly found for Freddie's Flowers.

FUJI OIL HOLDINGS INC.: FUJI OIL HOLDINGS INC. reported progress on all SBTs.





| | | | | | | | | |
|---|------|-------------------------------|---|-----|---------------------|----------|-----------|------|
|  | 48% | 19 of a 40% reduction target |  | 36% | 2016 to 2030 (2021) | Absolute | Scope 1+2 | 2020 |
|  | -34% | -6 of an 18% reduction target |  | 36% | 2016 to 2030 (2021) | Absolute | Scope 3 | 2020 |

FUJIFILM Holdings Corporation: FUJIFILM Holdings Corporation reported progress on all SBTs.

| | | | | | | | | |
|---|-----|------------------------------|---|-----|---------------------|----------|-------------|------|
|  | 92% | 41 of a 45% reduction target |  | 47% | 2013 to 2030 (2021) | Absolute | Scope 1+2+3 | 2020 |
|---|-----|------------------------------|---|-----|---------------------|----------|-------------|------|

Fujitoppan Printing CO., LTD.: (SME) No comparable progress data of SBT(s) was publicly found for Fujitoppan Printing CO., LTD.

Fujitsu Limited: Fujitsu Limited reported progress on all SBTs.

| | | | | | | | | |
|---|------|------------------------------|---|-----|---------------------|----------|-----------|------|
|  | 46% | 32 of a 71% reduction target |  | 47% | 2013 to 2030 (2021) | Absolute | Scope 1+2 | 2021 |
|  | 162% | 49 of a 30% reduction target |  | 47% | 2013 to 2030 (2021) | Absolute | Scope 3 | 2017 |

** In some cases, companies reported a single science-based target (SBT) as multiple disaggregated targets or reported multiple SBTs as a single aggregated target in their CDP disclosure. In these cases, the SBTs and CDP progress data are presented in separate rows, with the progress data italicized.*





| Target completion (% completed) | Current target status | | Target timeframe (% elapsed) | Target timeframe Base year to target year (latest data year in brackets) | | Target type | Activity unit | Scope(s) Covered | Year target approved |
|--|-----------------------|---|---------------------------------|--|---------------------|-----------------------|---------------|---------------------|----------------------------|
| Furukawa Electric Co., Ltd.: Furukawa Electric Co., Ltd. reported progress on all SBTs. | | | | | | | | | |
| <div><div></div></div> | 108% | 28 of a 26% reduction target | <div><div></div></div> | 23% | 2017 to 2030 (2021) | Absolute | | Scope 1+2 | 2019 |
| <div><div></div></div> | 69% | 14 of a 20% reduction target | <div><div></div></div> | 23% | 2017 to 2030 (2021) | Absolute | | Scope 3 | 2019 |
| Gap Inc.: Gap Inc. reported progress on all SBTs. | | | | | | | | | |
| <div><div></div></div> | 43% | 39 of a 90% reduction target | <div><div></div></div> | 23% | 2017 to 2030 (2020) | Absolute | | Scope 1+2 | 2019 |
| <div><div></div></div> | 16% | 16 of a 100% renewable electricity procurement target | <div><div></div></div> | 23% | 2017 to 2030 (2020) | Renewable electricity | | Scope 2 | 2019 |
| <div><div></div></div> | 333% | 100 of a 30% reduction target | <div><div></div></div> | 23% | 2017 to 2030 (2020) | Absolute | | Scope 3 | 2019 |
| Gecina: No comparable progress data of SBT(s) was publicly found for Gecina. | | | | | | | | | |
| Geelen Counterflow: (SME) No comparable progress data of SBT(s) was publicly found for Geelen Counterflow. | | | | | | | | | |
| GeelongPort: (SME) GeelongPort reported progress on all SBTs. | | | | | | | | | |
| <div><div></div></div> | 30% | 15 of a 50% reduction target | <div><div></div></div> | 25% | 2018 to 2030 (2021) | Absolute | | Scope 1+2 | 2020 |
| General Mills Inc.: General Mills Inc. reported progress for at least one SBT. Information for other SBT(s) could not be publicly found or could not be represented. | | | | | | | | | |
| <div><div></div></div> | 0% | 0 of a 42% reduction target | <div><div></div></div> | 0% | 2020 to 2030 (2020) | Absolute | | Scope 1+2 | 2020 |
| <div><div></div></div> | 0% | 0 of a 30% reduction target | <div><div></div></div> | 0% | 2020 to 2030 (2020) | Absolute | | Scope 3 | 2020 |
| General Motors: General Motors reported progress for at least one SBT. Information for other SBT(s) could not be publicly found or could not be represented. | | | | | | | | | |
| <div><div></div></div> | 46% | 33 of a 72% reduction target | <div><div></div></div> | 12% | 2018 to 2035 (2020) | Absolute | | Scope 1+2 | 2021 |
| GenerationHope, Inc.: (SME) No comparable progress data of SBT(s) was publicly found for GenerationHope, Inc. | | | | | | | | | |
| Genesis Energy Ltd.: No comparable progress data of SBT(s) was publicly found for Genesis Energy Ltd. | | | | | | | | | |
| Gestamp: Gestamp reported progress on all SBTs. | | | | | | | | | |
| <div><div></div></div> | 23% | 7 of a 30% reduction target | <div><div></div></div> | 17% | 2018 to 2030 (2020) | Absolute | | Scope 1+2 | 2020 |
| <div><div></div></div> | 39% | 9 of a 22% reduction target | <div><div></div></div> | 17% | 2018 to 2030 (2020) | Absolute | | Scope 3 | 2020 |

* In some cases, companies reported a single science-based target (SBT) as multiple disaggregated targets or reported multiple SBTs as a single aggregated target in their CDP disclosure. In these cases, the SBTs and CDP progress data are presented in separate rows, with the progress data italicized.





| Target completion (% completed) | Current target status | Target timeframe (% elapsed) | Target timeframe Base year to target year (latest data year in brackets) | Target type | Activity unit | Scope(s) Covered | Year target approved |
|------------------------------------|-----------------------|---------------------------------|--|-------------|---------------|---------------------|----------------------------|
|------------------------------------|-----------------------|---------------------------------|--|-------------|---------------|---------------------|----------------------------|

GET-IT CO., LTD.: (SME) No comparable progress data of SBT(s) was publicly found for GET-IT CO., LTD.



Gilead Sciences, Inc.: Gilead Sciences, Inc. reported progress on all SBTs.

| | | | | | | | | |
|---|------|------------------------------|---|----|---------------------|----------|-----------|------|
|  | 7% | 3 of a 46% reduction target |  | 9% | 2019 to 2030 (2020) | Absolute | Scope 1+2 | 2021 |
|  | -18% | -3 of a 15% reduction target |  | 9% | 2019 to 2030 (2020) | Absolute | Scope 3 | 2021 |





Givaudan SA: Givaudan SA reported progress on all SBTs.

| | | | | | | | | |
|---|------|-------------------------------|---|-----|---------------------|----------|-----------|------|
|  | 43% | 30 of a 70% reduction target |  | 33% | 2015 to 2030 (2020) | Absolute | Scope 1+2 | 2019 |
|  | -55% | -11 of a 20% reduction target |  | 33% | 2015 to 2030 (2020) | Absolute | Scope 3 | 2017 |





Glanbia PLC: Glanbia PLC reported progress for at least one SBT. Information for other SBT(s) could not be publicly found or could not be represented.

| | | | | | | | | |
|---|-----|-----------------------------|---|-----|---------------------|----------|-----------|------|
|  | 26% | 8 of a 31% reduction target |  | 17% | 2018 to 2030 (2020) | Absolute | Scope 1+2 | 2021 |
|---|-----|-----------------------------|---|-----|---------------------|----------|-----------|------|



GlaxoSmithKline: GlaxoSmithKline reported progress on all SBTs.

| | | | | | | | | |
|---|------|------------------------------|---|-----|---------------------|----------|-----------|------|
|  | 97% | 33 of a 34% reduction target |  | 38% | 2017 to 2025 (2020) | Absolute | Scope 1+2 | 2020 |
|  | 122% | 19 of a 16% reduction target |  | 23% | 2017 to 2030 (2020) | Absolute | Scope 3 | 2019 |

Grant Thornton UK LLP: Grant Thornton UK LLP reported progress on all SBTs.

| | | | | | | | | |
|--|------|------------------------------|--|-----|---------------------|----------|-----------|------|
|  | 431% | 91 of a 21% reduction target |  | 40% | 2018 to 2023 (2020) | Absolute | Scope 1+2 | 2019 |
|  | 295% | 62 of a 21% reduction target |  | 40% | 2018 to 2023 (2020) | Absolute | Scope 3 | 2019 |

Great Portland Estates plc: (SME) Great Portland Estates plc reported progress on all SBTs.

| | | | | | | | | |
|---|-----|------------------------------|---|-----|---------------------|----------|-----------|------|
|  | 89% | 45 of a 50% reduction target |  | 25% | 2018 to 2030 (2021) | Absolute | Scope 1+2 | 2020 |
|---|-----|------------------------------|---|-----|---------------------|----------|-----------|------|

Green Element Limited: No comparable progress data of SBT(s) was publicly found for Green Element Limited.

Greenfish SA: (SME) No comparable progress data of SBT(s) was publicly found for Greenfish SA.





Greenstone+: (SME) No comparable progress data of SBT(s) was publicly found for Greenstone+.

** In some cases, companies reported a single science-based target (SBT) as multiple disaggregated targets or reported multiple SBTs as a single aggregated target in their CDP disclosure. In these cases, the SBTs and CDP progress data are presented in separate rows, with the progress data italicized.*

| Target completion (% completed) | Current target status | | Target timeframe (% elapsed) | Target timeframe Base year to target year (latest data year in brackets) | Target type | Activity unit | Scope(s) Covered | Year target approved |
|------------------------------------|-----------------------|--|---------------------------------|--|-------------|---------------|---------------------|----------------------------|
|------------------------------------|-----------------------|--|---------------------------------|--|-------------|---------------|---------------------|----------------------------|

Greif Holding GmbH & Co. KG: No comparable progress data of SBT(s) was publicly found for Greif Holding GmbH & Co. KG.

Grieg Seafood ASA: Grieg Seafood ASA reported progress on all SBTs.

| | | | | | | | | |
|---|------|-------------------------------|---|-----|---------------------|----------|-------------|------|
|  | 153% | 54 of a 35% reduction target |  | 17% | 2018 to 2030 (2020) | Absolute | Scope 1+2+3 | 2020 |
|  | 54% | 54 of a 100% reduction target |  | 6% | 2018 to 2050 (2020) | Absolute | Scope 1+2+3 | 2020 |

Gromax Agri Equipment Limited: No comparable progress data of SBT(s) was publicly found for Gromax Agri Equipment Limited.





Grosvenor Britain & Ireland: Grosvenor Britain & Ireland reported progress for at least one SBT. Information for other SBT(s) could not be publicly found or could not be represented.

| | | | | | | | | |
|---|-----|------------------------------|---|----|---------------------|----------|-----------|------|
|  | 40% | 20 of a 50% reduction target |  | 9% | 2019 to 2030 (2020) | Absolute | Scope 1+2 | 2020 |
|---|-----|------------------------------|---|----|---------------------|----------|-----------|------|






Grosvenor Europe Limited: No comparable progress data of SBT(s) was publicly found for Grosvenor Europe Limited.

Groupe Public Ferroviaire (GPF) – SNCF: No comparable progress data of SBT(s) was publicly found for Groupe Public Ferroviaire (GPF) – SNCF.





GRUPE RENAULT: GROUPE RENAULT reported progress on all SBTs.

| | | | | | | | | | |
|---|-----|--|---|-----|---------------------|-----------|-----------------------|-----------|------|
|  | 27% | 16 of a 60% intensity reduction target |  | 44% | 2012 to 2030 (2020) | Intensity | per car produced | Scope 1+2 | 2019 |
|  | 44% | 18 of a 41% intensity reduction target |  | 50% | 2010 to 2030 (2020) | Intensity | per vehicle kilometer | Scope 3 | 2019 |





Groupe SEB: Groupe SEB reported progress on all SBTs.

| | | | | | | | | | |
|---|-----|--|---|-----|---------------------|-----------|-------------|-----------|------|
|  | 48% | 19 of a 40% intensity reduction target |  | 57% | 2016 to 2023 (2020) | Intensity | per product | Scope 1+2 | 2019 |
|  | 32% | 19 of a 60% intensity reduction target |  | 29% | 2016 to 2030 (2020) | Intensity | per product | Scope 1+2 | 2019 |
|  | 45% | 18 of a 40% intensity reduction target |  | 29% | 2016 to 2030 (2020) | Intensity | per product | Scope 3 | 2019 |

Grupo Ferrer Internacional SA: Grupo Ferrer Internacional SA reported progress for at least one SBT. Information for other SBT(s) could not be publicly found or could not be represented.

| | | | | | | | | |
|---|-----|------------------------------|---|----|---------------------|----------|-----------|------|
|  | 43% | 20 of a 46% reduction target |  | 9% | 2019 to 2030 (2020) | Absolute | Scope 1+2 | 2021 |
|  | 73% | 20 of a 28% reduction target |  | 9% | 2019 to 2030 (2020) | Absolute | Scope 3 | 2021 |


























Guess?, Inc.: Guess?, Inc. reported progress on all SBTs.

| | | | | | | | | |
|---|------|------------------------------|---|----|---------------------|----------|-----------|------|
|  | 44% | 22 of a 50% reduction target |  | 9% | 2019 to 2030 (2020) | Absolute | Scope 1+2 | 2020 |
|  | 115% | 34 of a 30% reduction target |  | 9% | 2019 to 2030 (2020) | Absolute | Scope 3 | 2020 |

** In some cases, companies reported a single science-based target (SBT) as multiple disaggregated targets or reported multiple SBTs as a single aggregated target in their CDP disclosure. In these cases, the SBTs and CDP progress data are presented in separate rows, with the progress data italicized.*

| Target completion (% completed) | Current target status | | Target timeframe (% elapsed) | Target timeframe Base year to target year (latest data year in brackets) | | Target type | Activity unit | Scope(s) Covered | Year target approved |
|---|-----------------------|---|---------------------------------|--|---------------------|-----------------------|--------------------|---------------------|----------------------------|
| H&M Hennes & Mauritz AB: H&M Hennes & Mauritz AB reported progress for at least one SBT. Information for other SBT(s) could not be publicly found or could not be represented. | | | | | | | | | |
| <div><div></div></div> | -35% | -14 of a 40% reduction target | <div><div></div></div> | 23% | 2017 to 2030 (2020) | Absolute | | Scope 1+2 | 2019 |
| <div><div></div></div> | -1% | -1 of a 59% intensity reduction target | <div><div></div></div> | 23% | 2017 to 2030 (2020) | Intensity | per piece | Scope 3 | 2019 |
| Hamada Co: (SME) No comparable progress data of SBT(s) was publicly found for Hamada Co. | | | | | | | | | |
| HAZAMA ANDO CORPORATION: No comparable progress data of SBT(s) was publicly found for HAZAMA ANDO CORPORATION. | | | | | | | | | |
| Healthpeak Properties, Inc.: No comparable progress data of SBT(s) was publicly found for Healthpeak Properties, Inc. | | | | | | | | | |
| HeidelbergCement AG: No comparable progress data of SBT(s) was publicly found for HeidelbergCement AG. | | | | | | | | | |
| HEINEKEN N.V.: No comparable progress data of SBT(s) was publicly found for HEINEKEN N.V. | | | | | | | | | |
| Henkel AG & Co. KGaA: Henkel AG & Co. KGaA reported progress on all SBTs. | | | | | | | | | |
| <div><div></div></div> | 37% | 25 of a 67% intensity reduction target | <div><div></div></div> | 23% | 2017 to 2030 (2020) | Intensity | per ton of product | Scope 1+2 | 2020 |
| <div><div></div></div> | 43% | 43 of a 100% renewable electricity procurement target | <div><div></div></div> | 23% | 2017 to 2030 (2020) | Renewable electricity | | Scope 2 | 2020 |
| <div><div></div></div> | 38% | 11 of a 30% intensity reduction target | <div><div></div></div> | 23% | 2017 to 2030 (2020) | Intensity | per ton of product | Scope 3 | 2020 |
| Hera: Hera reported progress for at least one SBT. Information for other SBT(s) could not be publicly found or could not be represented. | | | | | | | | | |
| <div><div></div></div> | 32% | 9 of a 28% reduction target | <div><div></div></div> | 9% | 2019 to 2030 (2020) | Absolute | | Scope 1+2 | 2021 |
| Herbert Smith Freehills: No comparable progress data of SBT(s) was publicly found for Herbert Smith Freehills. | | | | | | | | | |
| Hewlett Packard Enterprise Company: Hewlett Packard Enterprise Company reported progress for at least one SBT. Information for other SBT(s) could not be publicly found or could not be represented. | | | | | | | | | |
| <div><div></div></div> | 103% | 15 of a 15% reduction target | <div><div></div></div> | 44% | 2016 to 2025 (2020) | Absolute | | Scope 3 | 2019 |
| <div><div></div></div> | 28% | 22 of an 80% supplier engagement target | <div><div></div></div> | 44% | 2016 to 2025 (2020) | Supplier engagement | | Scope 3 | 2019 |

* In some cases, companies reported a single science-based target (SBT) as multiple disaggregated targets or reported multiple SBTs as a single aggregated target in their CDP disclosure. In these cases, the SBTs and CDP progress data are presented in separate rows, with the progress data italicized.

| Target completion (% completed) | Current target status | Target timeframe (% elapsed) | Target timeframe Base year to target year (latest data year in brackets) | Target type | Activity unit | Scope(s) Covered | Year target approved |
|---|--|---|--|-------------|-----------------------|---------------------|----------------------------|
| Hilton Food Group: Hilton Food Group reported progress on all SBTs. | | | | | | | |
|  | 0% 0 of a 25% reduction target |  | 0% 2020 to 2030 (2020) | Absolute | | Scope 1+2 | 2021 |
|  | 0% 0 of a 12% reduction target |  | 0% 2020 to 2030 (2020) | Absolute | | Scope 3 | 2021 |
| Hilton: Hilton reported progress on all SBTs. | | | | | | | |
|  | 92% 56 of a 61% intensity reduction target |  | 55% 2008 to 2030 (2020) | Intensity | per square meter | Scope 1+2 | 2018 |
|  | 87% 45 of a 52% intensity reduction target |  | 55% 2008 to 2030 (2020) | Intensity | per square meter | Scope 3 | 2018 |
| Hindustan Zinc Limited: Hindustan Zinc Limited reported progress on all SBTs. | | | | | | | |
|  | -64% -9 of a 14% reduction target |  | 50% 2016 to 2026 (2021) | Absolute | | Scope 1+2 | 2018 |
|  | -272% -54 of a 20% reduction target |  | 50% 2016 to 2026 (2021) | Absolute | | Scope 3 | 2018 |
| Hitachi Construction Machinery Co. LTD.: Hitachi Construction Machinery Co. LTD reported progress on all SBTs. | | | | | | | |
|  | 72% 32 of a 45% reduction target |  | 55% 2010 to 2030 (2021) | Absolute | | Scope 1+2 | 2019 |
|  | 50% 16 of a 33% reduction target |  | 55% 2010 to 2030 (2021) | Absolute | | Scope 3 | 2019 |
| Hitachi, Ltd.: Hitachi, Ltd. reported progress for at least one SBT. Information for other SBT(s) could not be publicly found or could not be represented. | | | | | | | |
|  | 39% 39 of a 100% reduction target |  | 55% 2010 to 2030 (2021) | Absolute | | Scope 1+2 | 2020 |
| HK Electric Investments (HKEI): No comparable progress data of SBT(s) was publicly found for HK Electric Investments (HKEI). | | | | | | | |
| HNI Corporation: HNI Corporation reported progress on all SBTs. | | | | | | | |
|  | 177% 62 of a 35% reduction target |  | 29% 2018 to 2025 (2020) | Absolute | | Scope 1+2 | 2020 |
|  | -43% -17 of a 40% intensity reduction target |  | 12% 2018 to 2035 (2020) | Intensity | pet ton of goods sold | Scope 3 | 2020 |
| Holcim Ltd.: Holcim Ltd. reported progress for at least one SBT. Information for other SBT(s) could not be publicly found or could not be represented. | | | | | | | |
|  | 21% 4 of an 18% intensity reduction target |  | 17% 2018 to 2030 (2020) | Intensity | tonnes of cement | Scope 1 | 2020 |
|  | 8% 5 of a 65% intensity reduction target |  | 17% 2018 to 2030 (2020) | Intensity | tonnes of cement | Scope 2 | 2020 |
| Holt, Renfrew & Co., Limited: No comparable progress data of SBT(s) was publicly found for Holt, Renfrew & Co., Limited. | | | | | | | |

* In some cases, companies reported a single science-based target (SBT) as multiple disaggregated targets or reported multiple SBTs as a single aggregated target in their CDP disclosure. In these cases, the SBTs and CDP progress data are presented in separate rows, with the progress data italicized.

| Target completion (% completed) | Current target status | | Target timeframe (% elapsed) | Target timeframe Base year to target year (latest data year in brackets) | Target type | Activity unit | Scope(s) Covered | Year target approved | |
|--|-----------------------|---|---------------------------------|--|---------------------|---------------|--|----------------------------|------|
| Host Hotels & Resorts, Inc.: Host Hotels & Resorts, Inc. reported progress on all SBTs. | | | | | | | | | |
| <div><div></div></div> | 104% | 57 of a 55% intensity reduction target | <div><div></div></div> | 71% | 2008 to 2025 (2020) | Intensity | per square foot | Scope 1+2 | 2020 |
| House of Baukjen: (SME) No comparable progress data of SBT(s) was publicly found for House of Baukjen. | | | | | | | | | |
| HP Inc.: HP Inc reported progress for at least one SBT. Information for other SBT(s) could not be publicly found or could not be represented. | | | | | | | | | |
| <div><div></div></div> | 93% | 56 of a 60% reduction target | <div><div></div></div> | 50% | 2015 to 2025 (2020) | Absolute | | Scope 1+2 | 2019 |
| <div><div></div></div> | 110% | 33 of a 30% intensity reduction target | <div><div></div></div> | 50% | 2015 to 2025 (2020) | Intensity | lifetime use emissions per unit shipped | Scope 3 | 2020 |
| HUBER+SUHNER Group: HUBER+SUHNER Group reported progress on all SBTs. | | | | | | | | | |
| <div><div></div></div> | 87% | 44 of a 50% intensity reduction target | <div><div></div></div> | 50% | 2015 to 2025 (2020) | Intensity | per unit added value (million CHF - Swiss franc) | Scope 1+2 | 2019 |
| <div><div></div></div> | -141% | -42 of a 30% intensity reduction target | <div><div></div></div> | 50% | 2015 to 2025 (2020) | Intensity | per unit added value (million CHF - Swiss franc) | Scope 3 | 2017 |
| Hugo Boss AG: Hugo Boss AG reported progress on all SBTs. | | | | | | | | | |
| <div><div></div></div> | 71% | 36 of a 51% reduction target | <div><div></div></div> | 17% | 2018 to 2030 (2020) | Absolute | | Scope 1+2 | 2020 |
| <div><div></div></div> | 95% | 28 of a 30% reduction target | <div><div></div></div> | 17% | 2018 to 2030 (2020) | Absolute | | Scope 3 | 2020 |
| Hulamin: Hulamin reported progress for at least one SBT. Information for other SBT(s) could not be publicly found or could not be represented. | | | | | | | | | |
| <div><div></div></div> | 13% | 3 of a 24% intensity reduction target | <div><div></div></div> | 17% | 2018 to 2030 (2020) | Intensity | per ton aluminium produced | Scope 3 | 2020 |
| Husqvarna AB: Husqvarna AB reported progress on all SBTs. | | | | | | | | | |
| <div><div></div></div> | 92% | 32 of a 35% reduction target | <div><div></div></div> | 50% | 2015 to 2025 (2020) | Absolute | | Scope 1+2+3 | 2020 |
| Iberdrola SA: Iberdrola SA reported progress on all SBTs. | | | | | | | | | |
| <div><div></div></div> | 16% | 7 of a 43% reduction target | <div><div></div></div> | 23% | 2017 to 2030 (2020) | Absolute | | Scope 1+2+3 | 2020 |
| ICA Gruppen: No comparable progress data of SBT(s) was publicly found for ICA Gruppen. | | | | | | | | | |
| ICF: ICF reported progress for at least one SBT. Information for other SBT(s) could not be publicly found or could not be represented. | | | | | | | | | |
| <div><div></div></div> | 100% | 22 of a 22% reduction target | <div><div></div></div> | 29% | 2018 to 2025 (2020) | Absolute | | Scope 1+2 | 2021 |
| <div><div></div></div> | 258% | 77 of a 30% intensity reduction target | <div><div></div></div> | 29% | 2018 to 2025 (2020) | Intensity | benefits-eligible employee | Scope 3 | 2021 |

* In some cases, companies reported a single science-based target (SBT) as multiple disaggregated targets or reported multiple SBTs as a single aggregated target in their CDP disclosure. In these cases, the SBTs and CDP progress data are presented in separate rows, with the progress data italicized.





| Target completion (% completed) | Current target status | Target timeframe (% elapsed) | Target timeframe Base year to target year (latest data year in brackets) | Target type | Activity unit | Scope(s) Covered | Year target approved |
|------------------------------------|-----------------------|---------------------------------|--|-------------|---------------|---------------------|----------------------------|
|------------------------------------|-----------------------|---------------------------------|--|-------------|---------------|---------------------|----------------------------|

Identity Holdings Ltd.: (SME) No comparable progress data of SBT(s) was publicly found for Identity Holdings Ltd.


IKEA: IKEA reported progress for at least one SBT. Information for other SBT(s) could not be publicly found or could not be represented.

| | | | | | | | | |
|---|-----|-------------------------------|---|-----|---------------------|----------|----------------------|------|
|  | 39% | 6 of a 15% reduction target |  | 36% | 2016 to 2030 (2021) | Absolute | Scope 1+2+3 | 2020 |
|  | 82% | 66 of an 80% reduction target |  | 36% | 2016 to 2030 (2021) | Absolute | Scope 1+2 | 2020 |
|  | 8% | 7 of an 80% reduction target |  | 36% | 2016 to 2030 (2021) | Absolute | Scope 3 | 2020 |
|  | 30% | 24 of an 80% reduction target |  | 36% | 2016 to 2030 (2021) | Absolute | Scope 3 ¹ | 2020 |





Imerys: Imerys reported progress on all SBTs.

| | | | | | | | | | |
|---|-----|--|---|-----|---------------------|---------------------|------------------------------|-----------|------|
|  | 33% | 12 of a 36% intensity reduction target |  | 17% | 2018 to 2030 (2020) | Intensity | per million Euros of revenue | Scope 1+2 | 2019 |
|  | 14% | 10 of a 71% supplier engagement target |  | 40% | 2018 to 2023 (2020) | Supplier engagement | | Scope 3 | 2019 |





Imperial Brands: Imperial Brands reported progress for at least one SBT. Information for other SBT(s) could not be publicly found or could not be represented.

| | | | | | | | | | |
|---|-----|------------------------------|---|-----|---------------------|----------|--|-----------|------|
|  | 61% | 15 of a 25% reduction target |  | 31% | 2017 to 2030 (2021) | Absolute | | Scope 1+2 | 2019 |
|---|-----|------------------------------|---|-----|---------------------|----------|--|-----------|------|





Inditex: Inditex reported progress on all SBTs.

| | | | | | | | | | |
|---|-----|------------------------------|---|-----|---------------------|----------|--|-----------|------|
|  | 85% | 76 of a 90% reduction target |  | 17% | 2018 to 2030 (2020) | Absolute | | Scope 1+2 | 2020 |
|  | 85% | 17 of a 20% reduction target |  | 17% | 2018 to 2030 (2020) | Absolute | | Scope 3 | 2020 |

Indra: Indra reported progress for at least one SBT. Information for other SBT(s) could not be publicly found or could not be represented.

| | | | | | | | | | |
|---|-----|-------------------------------|---|----|---------------------|----------|--|-----------|------|
|  | 95% | 48 of a 50% reduction target |  | 9% | 2019 to 2030 (2020) | Absolute | | Scope 1+2 | 2021 |
|  | 48% | 48 of a 100% reduction target |  | 5% | 2019 to 2040 (2020) | Absolute | | Scope 1+2 | 2021 |

Informa plc: Informa plc reported progress on all SBTs.

| | | | | | | | | | |
|---|------|------------------------------|---|-----|---------------------|----------|--|-----------|------|
|  | 142% | 78 of a 55% reduction target |  | 23% | 2017 to 2030 (2020) | Absolute | | Scope 1+2 | 2021 |
|  | 266% | 53 of a 20% reduction target |  | 23% | 2017 to 2030 (2020) | Absolute | | Scope 3 | 2019 |



* In some cases, companies reported a single science-based target (SBT) as multiple disaggregated targets or reported multiple SBTs as a single aggregated target in their CDP disclosure. In these cases, the SBTs and CDP progress data are presented in separate rows, with the progress data italicized.

| Target completion (% completed) | Current target status | Target timeframe (% elapsed) | Target timeframe Base year to target year (latest data year in brackets) | Target type | Activity unit | Scope(s) Covered | Year target approved |
|------------------------------------|-----------------------|---------------------------------|--|-------------|---------------|---------------------|----------------------------|
|------------------------------------|-----------------------|---------------------------------|--|-------------|---------------|---------------------|----------------------------|



Infosys Limited: No comparable progress data of SBT(s) was publicly found for Infosys Limited.

innocent drinks: No comparable progress data of SBT(s) was publicly found for innocent drinks.

InterContinental Hotels Group PLC: InterContinental Hotels Group PLC reported progress for at least one SBT. Information for other SBT(s) could not be publicly found or could not be represented.



| | | | | | | | | | |
|---|-----|--|---|-----|---------------------|-----------|------------------|---------|------|
|  | 38% | 18 of a 46% intensity reduction target |  | 17% | 2018 to 2030 (2020) | Intensity | per square metre | Scope 3 | 2019 |
|---|-----|--|---|-----|---------------------|-----------|------------------|---------|------|

International Flavors & Fragrances Inc.: International Flavors & Fragrances Inc. reported progress for at least one SBT. Information for other SBT(s) could not be publicly found or could not be represented.

| | | | | | | | | | |
|---|-----|------------------------------|---|-----|---------------------|----------|--|-----------|------|
|  | 65% | 19 of a 30% reduction target |  | 50% | 2015 to 2025 (2020) | Absolute | | Scope 1+2 | 2018 |
|---|-----|------------------------------|---|-----|---------------------|----------|--|-----------|------|



International Post Corporation (IPC): No comparable progress data of SBT(s) was publicly found for International Post Corporation (IPC).



Internet Fusion Ltd.: (SME) Internet Fusion Ltd reported progress on all SBTs.

| | | | | | | | | | |
|---|------|------------------------------|---|-----|---------------------|----------|--|-----------|------|
|  | 186% | 93 of a 50% reduction target |  | 17% | 2018 to 2030 (2020) | Absolute | | Scope 1+2 | 2021 |
|---|------|------------------------------|---|-----|---------------------|----------|--|-----------|------|

Intrepid Travel: No comparable progress data of SBT(s) was publicly found for Intrepid Travel.

Intuit: Intuit reported progress on all SBTs.

| | | | | | | | | | |
|---|------|------------------------------|---|-----|---------------------|----------|--|-------------|------|
|  | 135% | 67 of a 50% reduction target |  | 62% | 2012 to 2025 (2020) | Absolute | | Scope 1+2+3 | 2019 |
|---|------|------------------------------|---|-----|---------------------|----------|--|-------------|------|



| | | | | | | | | | |
|---|------|--|---|-----|---------------------|-----------------------|--|---------|------|
|  | 100% | 100 of a 100% renewable electricity procurement target |  | 29% | 2015 to 2030 (2020) | Renewable electricity | | Scope 2 | 2019 |
|---|------|--|---|-----|---------------------|-----------------------|--|---------|------|



Investa: No comparable progress data of SBT(s) was publicly found for Investa.



io oil & gas UK LLP: (SME) No comparable progress data of SBT(s) was publicly found for io oil & gas UK LLP.

Iron Mountain: No comparable progress data of SBT(s) was publicly found for Iron Mountain.

ITV: ITV reported progress on all SBTs.

| | | | | | | | | | |
|---|------|------------------------------|---|----|---------------------|----------|--|-----------|------|
|  | 115% | 53 of a 46% reduction target |  | 9% | 2019 to 2030 (2020) | Absolute | | Scope 1+2 | 2021 |
|---|------|------------------------------|---|----|---------------------|----------|--|-----------|------|

| | | | | | | | | | |
|---|-----|---|---|-----|---------------------|-----------------------|--|---------|------|
|  | 10% | 10 of a 100% renewable electricity procurement target |  | 17% | 2019 to 2025 (2020) | Renewable electricity | | Scope 2 | 2021 |
|---|-----|---|---|-----|---------------------|-----------------------|--|---------|------|

| | | | | | | | | | |
|---|------|------------------------------|---|----|---------------------|----------|--|---------|------|
|  | 191% | 53 of a 28% reduction target |  | 9% | 2019 to 2030 (2020) | Absolute | | Scope 3 | 2021 |
|---|------|------------------------------|---|----|---------------------|----------|--|---------|------|

** In some cases, companies reported a single science-based target (SBT) as multiple disaggregated targets or reported multiple SBTs as a single aggregated target in their CDP disclosure. In these cases, the SBTs and CDP progress data are presented in separate rows, with the progress data italicized.*

| Target completion (% completed) | Current target status | | | Target timeframe (% elapsed) | Target timeframe Base year to target year (latest data year in brackets) | Target type | Activity unit | Scope(s) Covered | Year target approved |
|--|-----------------------|--|------------------------|---------------------------------|--|-----------------------|-----------------|---------------------|----------------------------|
| J Sainsbury plc: J Sainsbury plc reported progress on all SBTs. | | | | | | | | | |
| <div><div></div></div> | 28% | 14 of a 50% reduction target | <div><div></div></div> | 18% | 2019 to 2030 (2021) | Absolute | | Scope 1+2 | 2020 |
| <div><div></div></div> | 14% | 14 of a 100% reduction target | <div><div></div></div> | 10% | 2019 to 2040 (2021) | Absolute | | Scope 1+2 | 2020 |
| <div><div></div></div> | 0% | 0 of a 30% reduction target | <div><div></div></div> | 18% | 2019 to 2030 (2021) | Absolute | | Scope 3 | 2020 |
| J. FRONT RETAILING Co., Ltd.: J. FRONT RETAILING Co., Ltd. reported progress on all SBTs. | | | | | | | | | |
| <div><div></div></div> | 80% | 32 of a 40% reduction target | <div><div></div></div> | 31% | 2017 to 2030 (2021) | Absolute | | Scope 1+2 | 2019 |
| <div><div></div></div> | 12% | 5 of a 40% reduction target | <div><div></div></div> | 31% | 2017 to 2030 (2021) | Absolute | | Scope 3 | 2019 |
| Jacobs: Jacobs reported progress for at least one SBT. Information for other SBT(s) could not be publicly found or could not be represented. | | | | | | | | | |
| <div><div></div></div> | 16% | 8 of a 50% reduction target | <div><div></div></div> | 9% | 2019 to 2030 (2020) | Absolute | | Scope 1+2 | 2020 |
| <div><div></div></div> | 100% | 100 of a 100% renewable electricity procurement target | <div><div></div></div> | 100% | 2019 to 2020 (2020) | Renewable electricity | | Scope 2 | 2020 |
| <div><div></div></div> | 55% | 28 of a 50% reduction target | <div><div></div></div> | 9% | 2019 to 2030 (2020) | Absolute | | Scope 3 | 2020 |
| Japan Tobacco Inc.: Japan Tobacco Inc. reported progress on all SBTs. | | | | | | | | | |
| <div><div></div></div> | 74% | 24 of a 32% reduction target | <div><div></div></div> | 33% | 2015 to 2030 (2020) | Absolute | | Scope 1+2 | 2019 |
| <div><div></div></div> | 95% | 22 of a 23% reduction target | <div><div></div></div> | 33% | 2015 to 2030 (2020) | Absolute | | Scope 3 | 2019 |
| JD Logistics: No comparable progress data of SBT(s) was publicly found for JD Logistics. | | | | | | | | | |
| JENEX CO., LTD.: JENEX CO., LTD. reported progress for at least one SBT. Information for other SBT(s) could not be publicly found or could not be represented. | | | | | | | | | |
| <div><div></div></div> | -96% | -53 of a 55% reduction target | <div><div></div></div> | 23% | 2017 to 2030 (2020) | Absolute | | Scope 1+2 | 2020 |
| JLL: JLL reported progress on all SBTs. | | | | | | | | | |
| <div><div></div></div> | 35% | 24 of a 68% reduction target | <div><div></div></div> | 12% | 2018 to 2034 (2020) | Absolute | | Scope 1+2 | 2020 |
| <div><div></div></div> | 22% | 11 of a 53% intensity reduction target | <div><div></div></div> | 12% | 2018 to 2034 (2020) | Intensity | per square foot | Scope 3 | 2020 |
| Johnson & Johnson: Johnson & Johnson reported progress on all SBTs. | | | | | | | | | |
| <div><div></div></div> | 60% | 36 of a 60% reduction target | <div><div></div></div> | 29% | 2016 to 2030 (2020) | Absolute | | Scope 1+2 | 2020 |
| <div><div></div></div> | 17% | 3 of a 20% reduction target | <div><div></div></div> | 29% | 2016 to 2030 (2020) | Absolute | | Scope 3 | 2020 |

* In some cases, companies reported a single science-based target (SBT) as multiple disaggregated targets or reported multiple SBTs as a single aggregated target in their CDP disclosure. In these cases, the SBTs and CDP progress data are presented in separate rows, with the progress data italicized.





| Target completion (% completed) | Current target status | | Target timeframe (% elapsed) | Target timeframe Base year to target year (latest data year in brackets) | Target type | Activity unit | Scope(s) Covered | Year target approved | |
|--|-----------------------|---|---------------------------------|--|---------------------|-----------------------|---------------------|----------------------------|------|
| Johnson Controls International plc: Johnson Controls International plc reported progress on all SBTs. | | | | | | | | | |
| <div><div></div></div> | 51% | 28 of a 55% reduction target | <div><div></div></div> | 23% | 2017 to 2030 (2020) | Absolute | Scope 1+2 | 2021 | |
| <div><div></div></div> | 79% | 13 of a 16% reduction target | <div><div></div></div> | 23% | 2017 to 2030 (2020) | Absolute | Scope 3 | 2021 | |
| Kansas City Southern: No comparable progress data of SBT(s) was publicly found for Kansas City Southern. | | | | | | | | | |
| KAO Corporation: KAO Corporation reported progress on all SBTs. | | | | | | | | | |
| <div><div></div></div> | 18% | 4 of a 22% reduction target | <div><div></div></div> | 23% | 2017 to 2030 (2020) | Absolute | Scope 1+2+3 | 2019 | |
| Kawada Feather Co.,Ltd.: (SME) No comparable progress data of SBT(s) was publicly found for Kawada Feather Co.,Ltd. | | | | | | | | | |
| Kawasaki Kisen Kaisha, Ltd.: Kawasaki Kisen Kaisha, Ltd. reported progress for at least one SBT. Information for other SBT(s) could not be publicly found or could not be represented. | | | | | | | | | |
| <div><div></div></div> | 113% | 28 of a 25% intensity reduction target | <div><div></div></div> | 47% | 2011 to 2030 (2020) | Intensity | per ton mile | Scope 1 | 2017 |
| Kayama Kogyo Co., Ltd.: (SME) No comparable progress data of SBT(s) was publicly found for Kayama Kogyo Co.,Ltd. | | | | | | | | | |
| KAYSERİ ULAŞIM A.Ş.: KAYSERİ ULAŞIM A.Ş. reported progress for at least one SBT. Information for other SBT(s) could not be publicly found or could not be represented. | | | | | | | | | |
| <div><div></div></div> | 0% | 0 of a 100% renewable electricity procurement target | <div><div></div></div> | 20% | 2018 to 2028 (2020) | Renewable electricity | Scope 2 | 2020 | |
| Kearney: No comparable progress data of SBT(s) was publicly found for Kearney. | | | | | | | | | |
| Kellogg Company: Kellogg Company reported progress for at least one SBT. Information for other SBT(s) could not be publicly found or could not be represented. | | | | | | | | | |
| <div><div></div></div> | 64% | 30 of a 47% reduction target | <div><div></div></div> | 33% | 2015 to 2030 (2020) | Absolute | Scope 1+2 | 2021 | |
| Kering: Kering reported progress on all SBTs. | | | | | | | | | |
| <div><div></div></div> | 83% | 75 of a 90% reduction target | <div><div></div></div> | 33% | 2015 to 2030 (2020) | Absolute | Scope 1+2 | 2021 | |
| <div><div></div></div> | 87% | 87 of a 100% renewable electricity procurement target | <div><div></div></div> | 71% | 2015 to 2022 (2020) | Renewable electricity | Scope 2 | 2021 | |
| <div><div></div></div> | 58% | 41 of a 70% intensity reduction target | <div><div></div></div> | 33% | 2015 to 2030 (2020) | Intensity | unit of value added | Scope 3 | 2021 |

* In some cases, companies reported a single science-based target (SBT) as multiple disaggregated targets or reported multiple SBTs as a single aggregated target in their CDP disclosure. In these cases, the SBTs and CDP progress data are presented in separate rows, with the progress data italicized.







| Target completion (% completed) | Current target status | Target timeframe (% elapsed) | Target timeframe Base year to target year (latest data year in brackets) | Target type | Activity unit | Scope(s) Covered | Year target approved |
|------------------------------------|-----------------------|---------------------------------|--|-------------|---------------|---------------------|----------------------------|
|------------------------------------|-----------------------|---------------------------------|--|-------------|---------------|---------------------|----------------------------|

Kerry Group PLC: No comparable progress data of SBT(s) was publicly found for Kerry Group PLC.

Kesko Corporation: Kesko Corporation reported progress for at least one SBT. Information for other SBT(s) could not be publicly found or could not be represented.





| | | | | | | | |
|---|-------------------------------------|---|---------------------------|-----------|--|-----------|------|
| | 18% reduction target | | 2015 to 2025 (2020) | Absolute | | Scope 1+2 | 2017 |
|  | *44% *9 of a 21% reduction target |  | *50% *2015 to 2025 (2020) | *Absolute | | *Scope 1 | |
|  | *167% *28 of a 17% reduction target |  | *50% *2015 to 2025 (2020) | *Absolute | | *Scope 2 | |

Keurig Dr Pepper: Keurig Dr Pepper reported progress on all SBTs.



| | | | | | | | |
|---|--|---|-------------------------|---------------------|--|-----------|------|
|  | 23% 7 of a 30% reduction target |  | 17% 2018 to 2030 (2020) | Absolute | | Scope 1+2 | 2020 |
|  | -152% -23 of a 15% reduction target |  | 17% 2018 to 2030 (2020) | Absolute | | Scope 3 | 2020 |
|  | 63% 31 of a 50% supplier engagement target |  | 33% 2018 to 2024 (2020) | Supplier engagement | | Scope 3 | 2020 |

Kilroy Realty Corporation: No comparable progress data of SBT(s) was publicly found for Kilroy Realty Corporation.





Kimberly-Clark Corporation: Kimberly-Clark Corporation reported progress on all SBTs.

| | | | | | | | |
|---|----------------------------------|---|-------------------------|----------|--|-----------|------|
|  | 64% 32 of a 50% reduction target |  | 33% 2015 to 2030 (2020) | Absolute | | Scope 1+2 | 2020 |
|  | 15% 3 of a 20% reduction target |  | 33% 2015 to 2030 (2020) | Absolute | | Scope 3 | 2020 |

Kimco Realty Corporation: (SME) Kimco Realty Corporation reported progress on all SBTs.





| | | | | | | | |
|---|---------------------------------|---|-------------------------|----------|--|-----------|------|
|  | 29% 9 of a 30% reduction target |  | 17% 2018 to 2030 (2020) | Absolute | | Scope 1+2 | 2021 |
|---|---------------------------------|---|-------------------------|----------|--|-----------|------|

Kingfisher: Kingfisher reported progress on all SBTs.

| | | | | | | | |
|---|--|---|-------------------------|-----------|-----------------------|-----------|------|
|  | 72% 27 of a 38% reduction target |  | 44% 2016 to 2025 (2020) | Absolute | | Scope 1+2 | 2021 |
|  | 45% 18 of a 40% intensity reduction target |  | 38% 2017 to 2025 (2020) | Intensity | per £million turnover | Scope 3 | 2021 |

Kingspan Group Plc: No comparable progress data of SBT(s) was publicly found for Kingspan Group Plc.

Kirin Holdings Co. Ltd.: Kirin Holdings Co Ltd reported progress on all SBTs.





| | | | | | | | |
|---|----------------------------------|---|------------------------|----------|--|-----------|------|
|  | 19% 9 of a 50% reduction target |  | 9% 2019 to 2030 (2020) | Absolute | | Scope 1+2 | 2020 |
|  | 42% 13 of a 30% reduction target |  | 9% 2019 to 2030 (2020) | Absolute | | Scope 3 | 2020 |

* In some cases, companies reported a single science-based target (SBT) as multiple disaggregated targets or reported multiple SBTs as a single aggregated target in their CDP disclosure. In these cases, the SBTs and CDP progress data are presented in separate rows, with the progress data italicized.





| Target completion (% completed) | Current target status | Target timeframe (% elapsed) | Target timeframe Base year to target year (latest data year in brackets) | Target type | Activity unit | Scope(s) Covered | Year target approved |
|------------------------------------|-----------------------|---------------------------------|--|-------------|---------------|---------------------|----------------------------|
|------------------------------------|-----------------------|---------------------------------|--|-------------|---------------|---------------------|----------------------------|

Klabin S.A.: No comparable progress data of SBT(s) was publicly found for Klabin S.A.







Klépierre: Klépierre reported progress on all SBTs.

| | | | | | | | | | |
|---|------|---|---|-----|---------------------|-----------|------------------|-----------|------|
|  | 94% | 75 of an 80% intensity reduction target |  | 23% | 2017 to 2030 (2020) | Intensity | per square meter | Scope 1+2 | 2020 |
|  | 165% | 68 of a 41% intensity reduction target |  | 23% | 2017 to 2030 (2020) | Intensity | per square meter | Scope 3 | 2020 |



Komatsu Ltd.: Komatsu Ltd. reported progress on all SBTs.

| | | | | | | | | | |
|---|-----|--|---|-----|---------------------|-----------|---------------------|-----------|------|
|  | 60% | 29 of a 49% intensity reduction target |  | 55% | 2010 to 2030 (2021) | Intensity | per unit production | Scope 1+2 | 2017 |
|  | 52% | 24 of a 46% reduction target |  | 50% | 2012 to 2030 (2021) | Absolute | | Scope 3 | 2017 |

KONE Corporation: KONE Corporation reported progress on all SBTs.





| | | | | | | | | | |
|---|-----|---|---|-----|---------------------|-----------------------|---------------------|-----------|------|
|  | 24% | 12 of a 50% reduction target |  | 17% | 2018 to 2030 (2020) | Absolute | | Scope 1+2 | 2020 |
|  | 12% | 12 of a 100% renewable electricity procurement target |  | 17% | 2018 to 2030 (2020) | Renewable electricity | | Scope 2 | 2020 |
|  | -2% | -1 of a 40% intensity reduction target |  | 17% | 2018 to 2030 (2020) | Intensity | per ordered product | Scope 3 | 2020 |

Konica Minolta, Inc.: Konica Minolta, Inc. reported progress on all SBTs.





| | | | | | | | | | |
|---|------|------------------------------|---|-----|---------------------|----------|--|-------------|------|
|  | 100% | 60 of a 60% reduction target |  | 64% | 2005 to 2030 (2021) | Absolute | | Scope 1+2+3 | 2017 |
|---|------|------------------------------|---|-----|---------------------|----------|--|-------------|------|

Koninklijke Ahold Delhaize N.V.: No comparable progress data of SBT(s) was publicly found for Koninklijke Ahold Delhaize N.V.

Koninklijke KPN NV (Royal KPN): Koninklijke KPN NV (Royal KPN) reported progress for at least one SBT. Information for other SBT(s) could not be publicly found or could not be represented.

























| | | | | | | | | | |
|---|-----|------------------------------|---|-----|---------------------|----------|--|---------|------|
|  | 84% | 17 of a 20% reduction target |  | 55% | 2014 to 2025 (2020) | Absolute | | Scope 3 | 2017 |
|  | 33% | 17 of a 50% reduction target |  | 23% | 2014 to 2040 (2020) | Absolute | | Scope 3 | 2017 |

KOSÉ Corporation: KOSÉ Corporation reported progress on all SBTs.

| | | | | | | | | | |
|---|------|------------------------------|---|-----|---------------------|----------|--|-----------|------|
|  | 23% | 8 of a 35% reduction target |  | 17% | 2018 to 2030 (2021) | Absolute | | Scope 1+2 | 2021 |
|  | 105% | 32 of a 30% reduction target |  | 17% | 2018 to 2030 (2021) | Absolute | | Scope 3 | 2021 |

KPMG Ireland: No comparable progress data of SBT(s) was publicly found for KPMG Ireland.

** In some cases, companies reported a single science-based target (SBT) as multiple disaggregated targets or reported multiple SBTs as a single aggregated target in their CDP disclosure. In these cases, the SBTs and CDP progress data are presented in separate rows, with the progress data italicized.*

| Target completion (% completed) | Current target status | Target timeframe (% elapsed) | Target timeframe Base year to target year (latest data year in brackets) | Target type | Activity unit | Scope(s) Covered | Year target approved |
|---|------------------------------------|---|--|-------------|---------------|---------------------|----------------------------|
| KPMG UK LLP: KPMG UK LLP reported progress on all SBTs. | | | | | | | |
|  | 46% 46 of a 100% reduction target |  | 23% 2017 to 2030 (2020) | Absolute | | Scope 1+2 | 2020 |
|  | 65% 16 of a 25% reduction target |  | 23% 2017 to 2030 (2020) | Absolute | | Scope 3 | 2020 |
| Krones AG: Krones AG reported progress on all SBTs. | | | | | | | |
|  | 16% 13 of an 80% reduction target |  | 9% 2019 to 2030 (2020) | Absolute | | Scope 1+2 | 2020 |
|  | -61% -15 of a 25% reduction target |  | 9% 2019 to 2030 (2020) | Absolute | | Scope 3 | 2020 |
| Kuehne + Nagel International AG: Kuehne + Nagel International AG reported progress on all SBTs. | | | | | | | |
|  | 82% 27 of a 33% reduction target |  | 9% 2019 to 2030 (2020) | Absolute | | Scope 1+2+3 | 2021 |
| Kumagai Gumi Co., Ltd.: Kumagai Gumi Co., Ltd. reported progress for at least one SBT. Information for other SBT(s) could not be publicly found or could not be represented. | | | | | | | |
|  | 12% 9 of a 75% reduction target |  | 3% 2020 to 2050 (2021) | Absolute | | Scope 1+2 | 2021 |
|  | 94% 12 of a 13% reduction target |  | 10% 2020 to 2030 (2021) | Absolute | | Scope 3 | 2021 |
|  | 33% 12 of a 37% reduction target |  | 3% 2020 to 2050 (2021) | Absolute | | Scope 3 | 2021 |
| Kungsleden AB: (SME) No comparable progress data of SBT(s) was publicly found for Kungsleden AB. | | | | | | | |
| KYOCERA Corporation: KYOCERA Corporation reported progress on all SBTs. | | | | | | | |
|  | 54% 16 of a 30% reduction target |  | 41% 2013 to 2030 (2021) | Absolute | | Scope 1+2+3 | 2019 |
| KYOHATSU INDUSTRY Co., Ltd.: (SME) KYOHATSU INDUSTRY Co., Ltd. reported progress on all SBTs. | | | | | | | |
|  | 75% 37 of a 50% reduction target |  | 17% 2018 to 2030 (2020) | Absolute | | Scope 1+2 | 2021 |
| L.E. Vegetables Company Aktiebolag: (SME) No comparable progress data of SBT(s) was publicly found for L.E. Vegetables Company Aktiebolag. | | | | | | | |
| L'Oréal: L'Oréal reported progress on all SBTs. | | | | | | | |
|  | 54% 54 of a 100% reduction target |  | 44% 2016 to 2025 (2020) | Absolute | | Scope 1+2 | 2018 |
|  | 13% 3 of a 25% reduction target |  | 29% 2016 to 2030 (2020) | Absolute | | Scope 1+2+3 | 2018 |
| La Française des jeux (FDJ): No comparable progress data of SBT(s) was publicly found for La Française des jeux (FDJ). | | | | | | | |

* In some cases, companies reported a single science-based target (SBT) as multiple disaggregated targets or reported multiple SBTs as a single aggregated target in their CDP disclosure. In these cases, the SBTs and CDP progress data are presented in separate rows, with the progress data italicized.





| Target completion (% completed) | Current target status | | Target timeframe (% elapsed) | Target timeframe Base year to target year (latest data year in brackets) | Target type | Activity unit | Scope(s) Covered | Year target approved |
|------------------------------------|-----------------------|--|---------------------------------|--|-------------|---------------|---------------------|----------------------------|
|------------------------------------|-----------------------|--|---------------------------------|--|-------------|---------------|---------------------|----------------------------|

La Poste SA: No comparable progress data of SBT(s) was publicly found for La Poste SA.

Landsec: Landsec reported progress on all SBTs.





| | | | | | | | | | |
|---|-----|------------------------------|---|-----|---------------------|----------|--|-------------|------|
|  | 78% | 55 of a 70% reduction target |  | 44% | 2014 to 2030 (2021) | Absolute | | Scope 1+2+3 | 2019 |
|---|-----|------------------------------|---|-----|---------------------|----------|--|-------------|------|

Lansinoh Laboratories Inc.: Lansinoh Laboratories Inc reported progress on all SBTs.





| | | | | | | | | | |
|---|------|---------------------------------------|---|----|---------------------|-----------|------------------------|-----------|------|
|  | 144% | 66 of a 46% reduction target |  | 9% | 2019 to 2030 (2020) | Absolute | | Scope 1+2 | 2020 |
|  | 0% | 0 of a 69% intensity reduction target |  | 9% | 2019 to 2030 (2020) | Intensity | per dollar value added | Scope 3 | 2020 |

Lars Partners: (SME) No comparable progress data of SBT(s) was publicly found for Lars Partners.

Las Vegas Sands: Las Vegas Sands reported progress on all SBTs.

| | | | | | | | | | |
|---|------|-------------------------------|---|-----|---------------------|----------|--|-----------|------|
|  | 484% | 92 of a 19% reduction target |  | 33% | 2015 to 2030 (2020) | Absolute | | Scope 1 | 2017 |
|  | 242% | 42 of an 18% reduction target |  | 29% | 2018 to 2025 (2020) | Absolute | | Scope 1+2 | 2020 |

Lassila & Tikanoja plc: Lassila & Tikanoja plc reported progress on all SBTs.

| | | | | | | | | | |
|---|-----|--|---|-----|---------------------|---------------------|---------------|-----------|------|
|  | 28% | 14 of a 50% intensity reduction target |  | 17% | 2018 to 2030 (2020) | Intensity | per kilometer | Scope 1+2 | 2020 |
|  | 0% | 0 of a 70% supplier engagement target |  | 20% | 2018 to 2024 (2020) | Supplier engagement | | Scope 3 | 2020 |

Legacy Vacation Resorts: (SME) No comparable progress data of SBT(s) was publicly found for Legacy Vacation Resorts.

Legrand: No comparable progress data of SBT(s) was publicly found for Legrand.




Lenovo Group Limited: Lenovo Group Limited reported progress on all SBTs.

| | | | | | | | | | |
|---|-----|--|---|-----|---------------------|-----------|-------------------------------------|-----------|------|
|  | 20% | 10 of a 50% reduction target |  | 18% | 2019 to 2030 (2021) | Absolute | | Scope 1+2 | 2020 |
|  | -6% | -1 of a 25% intensity reduction target |  | 18% | 2019 to 2030 (2021) | Intensity | per tonne-km of transported product | Scope 3 | 2020 |
|  | 51% | 13 of a 25% intensity reduction target |  | 18% | 2019 to 2030 (2021) | Intensity | per million US\$ procurement spend | Scope 3 | 2020 |
|  | 11% | 3 of a 25% intensity reduction target |  | 18% | 2019 to 2030 (2021) | Intensity | per comparable product | Scope 3 | 2020 |



** In some cases, companies reported a single science-based target (SBT) as multiple disaggregated targets or reported multiple SBTs as a single aggregated target in their CDP disclosure. In these cases, the SBTs and CDP progress data are presented in separate rows, with the progress data italicized.*

| Target completion (% completed) | Current target status | | Target timeframe (% elapsed) | Target timeframe Base year to target year (latest data year in brackets) | Target type | Activity unit | Scope(s) Covered | Year target approved |
|------------------------------------|-----------------------|--|---------------------------------|--|-------------|---------------|---------------------|----------------------------|
|------------------------------------|-----------------------|--|---------------------------------|--|-------------|---------------|---------------------|----------------------------|





Lenzing AG: Lenzing AG reported progress on all SBTs.

| | | | | | | | | |
|---|------|---|---|---------------------|----------------------|------------|---------------------------------|------------|
| 50% intensity reduction target | | | | 2017 to 2030 (2020) | Intensity | | Scope 1+2+3 | 2019 |
|  | *32% | *16 of a 50% intensity reduction target |  | *23% | *2017 to 2030 (2020) | *Intensity | *per ton of fiber and pulp sold | *Scope 1+2 |
|  | *27% | *13 of a 50% intensity reduction target |  | *23% | *2017 to 2030 (2020) | *Intensity | *per ton of fiber and pulp sold | *Scope 3 |

Lerøy Seafood Group ASA: Lerøy Seafood Group ASA reported progress on all SBTs.

| | | | | | | | | |
|---|-------|-------------------------------|---|---------------------|----------------------|-----------|-----------|--------------|
| 46% reduction target | | | | 2019 to 2030 (2020) | Absolute | | Scope 1+2 | 2021 |
| 46% reduction target | | | | 2019 to 2030 (2020) | Absolute | | Scope 3 | 2021 |
|  | *200% | *92 of a 46% reduction target |  | *9% | *2019 to 2030 (2020) | *Absolute | | *Scope 1+2+3 |

Levi Strauss & Co.: Levi Strauss & Co. reported progress on all SBTs.





| | | | | | | | | | |
|---|-----|------------------------------|---|-----|---------------------|----------|--|-----------|------|
|  | 64% | 57 of a 90% reduction target |  | 44% | 2016 to 2025 (2020) | Absolute | | Scope 1+2 | 2018 |
|  | 35% | 14 of a 40% reduction target |  | 44% | 2016 to 2025 (2020) | Absolute | | Scope 3 | 2018 |

Liberty Global: No comparable progress data of SBT(s) was publicly found for Liberty Global.



Lidl Belgium GmbH. & Co. KG: No comparable progress data of SBT(s) was publicly found for Lidl Belgium GmbH. & Co. KG.

Lifestraw: (SME) No comparable progress data of SBT(s) was publicly found for Lifestraw.


Linklaters LLP: Linklaters LLP reported progress on all SBTs.

| | | | | | | | | | |
|---|-----|------------------------------|---|-----|---------------------|----------|--|-----------|------|
|  | 21% | 15 of a 70% reduction target |  | 18% | 2019 to 2030 (2021) | Absolute | | Scope 1+2 | 2021 |
|  | 74% | 37 of a 50% reduction target |  | 18% | 2019 to 2030 (2021) | Absolute | | Scope 3 | 2021 |





Lion Corporation: Lion Corporation reported progress on all SBTs.

| | | | | | | | | | |
|---|-----|-----------------------------|---|-----|---------------------|----------|--|-------------|------|
|  | 10% | 3 of a 30% reduction target |  | 17% | 2018 to 2030 (2020) | Absolute | | Scope 1+2+3 | 2020 |
|---|-----|-----------------------------|---|-----|---------------------|----------|--|-------------|------|

LITE-ON technology corp.: LITE-ON technology corp. reported progress for at least one SBT. Information for other SBT(s) could not be publicly found or could not be represented.

| | | | | | | | | | |
|---|-----|--|---|-----|---------------------|-----------|-------------------------------|-----------|------|
|  | 54% | 21 of a 39% intensity reduction target |  | 55% | 2014 to 2025 (2020) | Intensity | per million NT dollar revenue | Scope 1+2 | 2019 |
|---|-----|--|---|-----|---------------------|-----------|-------------------------------|-----------|------|





LIXIL Group Corporation: LIXIL Group Corporation reported progress on all SBTs.

| | | | | | | | | | |
|---|-----|------------------------------|---|-----|---------------------|----------|--|-----------|------|
|  | 62% | 19 of a 30% reduction target |  | 40% | 2015 to 2030 (2021) | Absolute | | Scope 1+2 | 2017 |
|  | 20% | 3 of a 15% reduction target |  | 40% | 2015 to 2030 (2021) | Absolute | | Scope 3 | 2017 |

* In some cases, companies reported a single science-based target (SBT) as multiple disaggregated targets or reported multiple SBTs as a single aggregated target in their CDP disclosure. In these cases, the SBTs and CDP progress data are presented in separate rows, with the progress data italicized.



| Target completion (% completed) | Current target status | Target timeframe (% elapsed) | Target timeframe Base year to target year (latest data year in brackets) | Target type | Activity unit | Scope(s) Covered | Year target approved |
|------------------------------------|-----------------------|---------------------------------|--|-------------|---------------|---------------------|----------------------------|
|------------------------------------|-----------------------|---------------------------------|--|-------------|---------------|---------------------|----------------------------|

Logista: Logista reported progress on all SBTs.



| | | | | | | | | | |
|---|-----|--|---|-----|---------------------|-----------|--|-------------|------|
|  | 64% | 19 of a 30% intensity reduction target |  | 41% | 2013 to 2030 (2020) | Intensity | per million Euro value added x million km distance travelled | Scope 1+2+3 | 2016 |
|  | 38% | 19 of a 50% intensity reduction target |  | 19% | 2013 to 2050 (2020) | Intensity | per million Euro value added x million km distance travelled | Scope 1+2+3 | 2016 |

LOM Architecture: (SME) No comparable progress data of SBT(s) was publicly found for LOM Architecture.





London Stock Exchange Group PLC: London Stock Exchange Group PLC reported progress for at least one SBT. Information for other SBT(s) could not be publicly found or could not be represented.

| | | | | | | | | | |
|---|----------------------|--------------------------------------|---|------------|-----------------------------|------------------|--|---------------------------------|------|
| | 46% reduction target | | | | 2019 to 2030 (2020) | Absolute | | Scope 1+2 | 2021 |
| | 46% reduction target | | | | 2019 to 2030 (2020) | Absolute | | Scope 3 | 2021 |
|  | <i>*141%</i> | <i>*65 of a 46% reduction target</i> |  | <i>*9%</i> | <i>*2019 to 2030 (2020)</i> | <i>*Absolute</i> | | <i>*Scope 1+2+3^a</i> | |

lululemon: lululemon reported progress for at least one SBT. Information for other SBT(s) could not be publicly found or could not be represented.

| | | | | | | | | | |
|---|------|-------------------------------|---|-----|---------------------|----------|--|-----------|------|
|  | -19% | -11 of a 60% reduction target |  | 17% | 2018 to 2030 (2020) | Absolute | | Scope 1+2 | 2019 |
|---|------|-------------------------------|---|-----|---------------------|----------|--|-----------|------|

Lumen Technologies, Inc.: Lumen Technologies, Inc. reported progress on all SBTs.

| | | | | | | | | | |
|---|-----|-------------------------------|---|-----|---------------------|----------|--|-----------|------|
|  | 84% | 15 of an 18% reduction target |  | 29% | 2018 to 2025 (2020) | Absolute | | Scope 1+2 | 2019 |
|  | 17% | 2 of a 10% reduction target |  | 29% | 2018 to 2025 (2020) | Absolute | | Scope 3 | 2019 |

Lundbeck A/S: No comparable progress data of SBT(s) was publicly found for Lundbeck A/S.

MAAL Associates, LLC: (SME) No comparable progress data of SBT(s) was publicly found for MAAL Associates, LLC.

MacArthur Green: (SME) No comparable progress data of SBT(s) was publicly found for MacArthur Green.

MaCher (USA) Inc.: (SME) No comparable progress data of SBT(s) was publicly found for MaCher (USA) Inc.

Machi Mirai Seisakusyo Co., Ltd.: (SME) No comparable progress data of SBT(s) was publicly found for Machi Mirai Seisakusyo Co., Ltd.





Maeda Corporation: No comparable progress data of SBT(s) was publicly found for Maeda Corporation.

** In some cases, companies reported a single science-based target (SBT) as multiple disaggregated targets or reported multiple SBTs as a single aggregated target in their CDP disclosure. In these cases, the SBTs and CDP progress data are presented in separate rows, with the progress data italicized.*









| Target completion (% completed) | Current target status | Target timeframe (% elapsed) | Target timeframe Base year to target year (latest data year in brackets) | Target type | Activity unit | Scope(s) Covered | Year target approved |
|------------------------------------|-----------------------|---------------------------------|--|-------------|---------------|---------------------|----------------------------|
|------------------------------------|-----------------------|---------------------------------|--|-------------|---------------|---------------------|----------------------------|

Magazine de Bijenkorf B.V.: No comparable progress data of SBT(s) was publicly found for Magazine de Bijenkorf B.V.

Magyar Telekom Plc.: Magyar Telekom Plc. reported progress on all SBTs.

| | | | | | | | | |
|---|-----|-------------------------------|---|-----|---------------------|----------|-----------|------|
|  | 27% | 23 of an 84% reduction target |  | 33% | 2015 to 2030 (2020) | Absolute | Scope 1+2 | 2019 |
|  | 88% | 27 of a 30% reduction target |  | 23% | 2017 to 2030 (2020) | Absolute | Scope 3 | 2019 |

Mahindra & Mahindra Limited: Mahindra & Mahindra Limited reported progress on all SBTs.

| | | | | | | | | | |
|---|------|---|---|------|----------------------|------------|------------------------------|---------------------------|------|
| | | 47% intensity reduction target | | | 2018 to 2033 (2021) | Intensity | per equivalent product unit | Scope 1+2 | 2019 |
|  | *21% | *10 of a 47% intensity reduction target |  | *20% | *2018 to 2033 (2021) | *Intensity | *per equivalent product unit | *Scope 1+2 (63% of total) | |
|  | *16% | *8 of a 47% intensity reduction target |  | *20% | *2018 to 2033 (2021) | *Intensity | *per equivalent product unit | *Scope 1+2 (35% of total) | |
| | | 30% intensity reduction target | | | | Intensity | per sold product unit | Scope 3 | 2019 |
|  | *7% | *2 of a 30% intensity reduction target |  | *20% | *2018 to 2033 (2021) | *Intensity | *per sold product unit | *Scope 3 (18% of total) | |
|  | *6% | *2 of a 30% intensity reduction target |  | *20% | *2018 to 2033 (2021) | *Intensity | *per sold product unit | *Scope 3 (76% of total) | |

Mahindra Accelo: No comparable progress data of SBT(s) was publicly found for Mahindra Accelo.

Mahindra Automotive Australia Pty Ltd.: No comparable progress data of SBT(s) was publicly found for Mahindra Automotive Australia Pty Ltd.

MAHINDRA ELECTRIC MOBILITY LTD.: No comparable progress data of SBT(s) was publicly found for MAHINDRA ELECTRIC MOBILITY LTD.





Mahindra EPC Irrigation Limited: No comparable progress data of SBT(s) was publicly found for Mahindra EPC Irrigation Limited.

Mahindra First Choice Services Ltd.: No comparable progress data of SBT(s) was publicly found for Mahindra First Choice Services Ltd.

Mahindra Heavy Engines Ltd.: No comparable progress data of SBT(s) was publicly found for Mahindra Heavy Engines Ltd.

Mahindra Holidays and Resorts India Limited: No comparable progress data of SBT(s) was publicly found for Mahindra Holidays and Resorts India Limited.

Mahindra Lifespaces Developers Limited: Mahindra Lifespaces Developers Limited reported progress on all SBTs.

| | | | | | | | | |
|---|------|-------------------------------|---|-----|---------------------|----------|-----------|------|
|  | -77% | -48 of a 63% reduction target |  | 20% | 2018 to 2033 (2021) | Absolute | Scope 1+2 | 2019 |
|  | 266% | 53 of a 20% reduction target |  | 20% | 2018 to 2033 (2021) | Absolute | Scope 3 | 2019 |

** In some cases, companies reported a single science-based target (SBT) as multiple disaggregated targets or reported multiple SBTs as a single aggregated target in their CDP disclosure. In these cases, the SBTs and CDP progress data are presented in separate rows, with the progress data italicized.*

| Target completion (% completed) | Current target status | | Target timeframe (% elapsed) | Target timeframe Base year to target year (latest data year in brackets) | | Target type | Activity unit | Scope(s) Covered | Year target approved |
|--|-----------------------|---|---------------------------------|--|---------------------|-------------|-----------------------------|---------------------|----------------------------|
| Mahindra Logistics Ltd.: No comparable progress data of SBT(s) was publicly found for Mahindra Logistics Ltd. | | | | | | | | | |
| Mahindra Sanyo Special Steel: Mahindra Sanyo Special Steel reported progress for at least one SBT. Information for other SBT(s) could not be publicly found or could not be represented. | | | | | | | | | |
| <div><div></div></div> | -55% | -19 of a 35% intensity reduction target | <div><div></div></div> | 36% | 2016 to 2030 (2021) | Intensity | per tonne of steel produced | Scope 1+2 | 2018 |
| Mahindra USA, Inc.: No comparable progress data of SBT(s) was publicly found for Mahindra USA, Inc.. | | | | | | | | | |
| Mahindra World City (Jaipur) Ltd.: Mahindra World City (Jaipur) Ltd. reported progress on all SBTs. | | | | | | | | | |
| <div><div></div></div> | -10% | -6 of a 63% reduction target | <div><div></div></div> | 20% | 2018 to 2033 (2021) | Absolute | | Scope 1+2 | 2019 |
| <div><div></div></div> | 400% | 80 of a 20% reduction target | <div><div></div></div> | 20% | 2018 to 2033 (2021) | Absolute | | Scope 3 | 2019 |
| Mahindra World City Developers Ltd.: Mahindra World City Developers Ltd reported progress on all SBTs. | | | | | | | | | |
| <div><div></div></div> | 63% | 40 of a 63% reduction target | <div><div></div></div> | 33% | 2016 to 2031 (2021) | Absolute | | Scope 1+2 | 2019 |
| Maisons du Monde: Maisons du Monde reported progress on all SBTs. | | | | | | | | | |
| <div><div></div></div> | 49% | 24 of a 50% reduction target | <div><div></div></div> | 17% | 2018 to 2030 (2020) | Absolute | | Scope 1+2 | 2019 |
| <div><div></div></div> | 48% | 7 of a 15% reduction target | <div><div></div></div> | 17% | 2018 to 2030 (2020) | Absolute | | Scope 3 | 2019 |
| Manni Group SpA: Manni Group SpA reported progress for at least one SBT. Information for other SBT(s) could not be publicly found or could not be represented. | | | | | | | | | |
| <div><div></div></div> | 70% | 28 of a 40% reduction target | <div><div></div></div> | 33% | 2016 to 2028 (2020) | Absolute | | Scope 1+2 | 2020 |
| Maple Leaf Foods Inc.: Maple Leaf Foods Inc. reported progress on all SBTs. | | | | | | | | | |
| <div><div></div></div> | 6% | 2 of a 30% reduction target | <div><div></div></div> | 17% | 2018 to 2030 (2020) | Absolute | | Scope 1+2 | 2019 |
| <div><div></div></div> | 3% | 1 of a 30% intensity reduction target | <div><div></div></div> | 17% | 2018 to 2030 (2020) | Intensity | per tonne of product | Scope 3 | 2019 |
| Marks & Spencer: Marks & Spencer reported progress for at least one SBT. Information for other SBT(s) could not be publicly found or could not be represented. | | | | | | | | | |
| <div><div></div></div> | 90% | 72 of an 80% reduction target | <div><div></div></div> | 61% | 2007 to 2030 (2021) | Absolute | | Scope 1+2 | 2017 |
| <div><div></div></div> | 80% | 72 of a 90% reduction target | <div><div></div></div> | 50% | 2007 to 2035 (2021) | Absolute | | Scope 1+2 | 2017 |

** In some cases, companies reported a single science-based target (SBT) as multiple disaggregated targets or reported multiple SBTs as a single aggregated target in their CDP disclosure. In these cases, the SBTs and CDP progress data are presented in separate rows, with the progress data italicized.*

| Target completion (% completed) | Current target status | | Target timeframe (% elapsed) | Target timeframe Base year to target year (latest data year in brackets) | | Target type | Activity unit | Scope(s) Covered | Year target approved |
|--|-----------------------|---------------------------------------|---------------------------------|--|---------------------|-----------------------|--|---------------------|----------------------------|
| Mars: Mars reported progress for at least one SBT. Information for other SBT(s) could not be publicly found or could not be represented. | | | | | | | | | |
| <div><div></div></div> | 31% | 31 of a 100% reduction target | <div><div></div></div> | 20% | 2015 to 2040 (2020) | Absolute | | Scope 1+2 | 2017 |
| <div><div></div></div> | 27% | 7 of a 27% reduction target | <div><div></div></div> | 50% | 2015 to 2025 (2020) | Absolute | | Scope 1+2+3 | 2017 |
| <div><div></div></div> | 12% | 8 of a 67% reduction target | <div><div></div></div> | 14% | 2015 to 2050 (2020) | Absolute | | Scope 1+2+3 | 2017 |
| Marshalls plc: No comparable progress data of SBT(s) was publicly found for Marshalls plc. | | | | | | | | | |
| MARUI GROUP CO.,LTD.: MARUI GROUP CO.,LTD. reported progress for at least one SBT. Information for other SBT(s) could not be publicly found or could not be represented. | | | | | | | | | |
| <div><div></div></div> | 73% | 59 of an 80% reduction target | <div><div></div></div> | 36% | 2016 to 2030 (2021) | Absolute | | Scope 1+2 | 2019 |
| <div><div></div></div> | 136% | 48 of a 35% reduction target | <div><div></div></div> | 36% | 2016 to 2030 (2021) | Absolute | | Scope 3 | 2018 |
| Mastercard: Mastercard reported progress on all SBTs. | | | | | | | | | |
| <div><div></div></div> | 115% | 44 of a 38% reduction target | <div><div></div></div> | 44% | 2016 to 2025 (2020) | Absolute | | Scope 1+2 | 2020 |
| <div><div></div></div> | 284% | 57 of a 20% reduction target | <div><div></div></div> | 44% | 2016 to 2025 (2020) | Absolute | | Scope 3 | 2020 |
| MATSEN CHEMIE AG: (SME) No comparable progress data of SBT(s) was publicly found for MATSEN CHEMIE AG. | | | | | | | | | |
| McCain Foods Limited: McCain Foods Limited reported progress for at least one SBT. Information for other SBT(s) could not be publicly found or could not be represented. | | | | | | | | | |
| <div><div></div></div> | 3% | 1 of a 31% reduction target | <div><div></div></div> | 9% | 2019 to 2030 (2020) | Intensity | Per tonne of finished product | Scope 3 | 2021 |
| <div><div></div></div> | 4% | 4 of a 100% reduction target | <div><div></div></div> | 9% | 2019 to 2030 (2020) | Renewable electricity | | Scope 2 | 2021 |
| McCormick & Company, Inc.: McCormick & Company, Inc. reported progress on all SBTs. | | | | | | | | | |
| <div><div></div></div> | 21% | 4 of a 20% reduction target | <div><div></div></div> | 50% | 2015 to 2025 (2020) | Absolute | | Scope 1+2 | 2019 |
| <div><div></div></div> | -29% | -5 of a 16% reduction target | <div><div></div></div> | 23% | 2017 to 2030 (2020) | Absolute | | Scope 3 | 2019 |
| McDonald's Corporation: McDonald's Corporation reported progress on all SBTs. | | | | | | | | | |
| <div><div></div></div> | 24% | 9 of a 36% reduction target | <div><div></div></div> | 33% | 2015 to 2030 (2020) | Absolute | | Scope 1+2+3 | 2018 |
| <div><div></div></div> | 19% | 6 of a 31% intensity reduction target | <div><div></div></div> | 33% | 2015 to 2030 (2020) | Intensity | per metric tonne of food and packaging | Scope 3 | 2018 |

* In some cases, companies reported a single science-based target (SBT) as multiple disaggregated targets or reported multiple SBTs as a single aggregated target in their CDP disclosure. In these cases, the SBTs and CDP progress data are presented in separate rows, with the progress data italicized.

| Target completion (% completed) | Current target status | | Target timeframe (% elapsed) | Target timeframe Base year to target year (latest data year in brackets) | | Target type | Activity unit | Scope(s) Covered | Year target approved |
|--|-----------------------|---|---------------------------------|--|---------------------|---------------------|---------------|---------------------|----------------------------|
| McKinsey & Company, Inc.: McKinsey & Company, Inc. reported progress on all SBTs. | | | | | | | | | |
| <div><div></div></div> | 72% | 18 of a 25% reduction target | <div><div></div></div> | 17% | 2019 to 2025 (2020) | Absolute | | Scope 1+2 | 2021 |
| <div><div></div></div> | 247% | 74 of a 30% reduction target | <div><div></div></div> | 17% | 2019 to 2025 (2020) | Intensity | Per capita | Scope 3 | 2021 |
| MEIDENSHA CORPORATION: MEIDENSHA CORPORATION reported progress on all SBTs. | | | | | | | | | |
| <div><div></div></div> | 1% | 0 of a 30% reduction target | <div><div></div></div> | 18% | 2020 to 2031 (2021) | Absolute | | Scope 1+2 | 2021 |
| <div><div></div></div> | 33% | 5 of a 15% reduction target | <div><div></div></div> | 18% | 2020 to 2031 (2021) | Absolute | | Scope 3 | 2021 |
| Melia Hotels International SA: Melia Hotels International SA reported progress on all SBTs. | | | | | | | | | |
| <div><div></div></div> | 398% | 52 of a 13% reduction target | <div><div></div></div> | 40% | 2018 to 2023 (2020) | Absolute | | Scope 1+2 | 2019 |
| <div><div></div></div> | 102% | 52 of a 51% reduction target | <div><div></div></div> | 12% | 2018 to 2035 (2020) | Absolute | | Scope 1+2 | 2019 |
| <div><div></div></div> | 1369% | 82 of a 6% reduction target | <div><div></div></div> | 40% | 2018 to 2023 (2020) | Absolute | | Scope 3 | 2019 |
| <div><div></div></div> | 391% | 82 of a 21% reduction target | <div><div></div></div> | 12% | 2018 to 2035 (2020) | Absolute | | Scope 3 | 2019 |
| Mercedes-Benz AG: No comparable progress data of SBT(s) was publicly found for Mercedes-Benz AG. | | | | | | | | | |
| MERCIALYS: MERCIALYS reported progress on all SBTs. | | | | | | | | | |
| <div><div></div></div> | 29% | 14 of a 47% intensity reduction target | <div><div></div></div> | 23% | 2017 to 2030 (2020) | Intensity | square meter | Scope 1+2 | 2019 |
| <div><div></div></div> | 261% | 68 of a 26% reduction target | <div><div></div></div> | 23% | 2017 to 2030 (2020) | Absolute | | Scope 3 | 2019 |
| <div><div></div></div> | 144% | 38 of a 26% intensity reduction target | <div><div></div></div> | 23% | 2017 to 2030 (2020) | Intensity | ton of waste | Scope 3 | 2019 |
| <div><div></div></div> | -84% | -38 of a 46% intensity reduction target | <div><div></div></div> | 23% | 2017 to 2030 (2020) | Intensity | square meter | Scope 3 | 2019 |
| Metro AG: Metro AG reported progress for at least one SBT. Information for other SBT(s) could not be publicly found or could not be represented. | | | | | | | | | |
| <div><div></div></div> | 39% | 6 of a 15% reduction target | <div><div></div></div> | 17% | 2018 to 2030 (2020) | Absolute | | Scope 3 | 2019 |
| Metsä Board Corporation: Metsä Board Corporation reported progress on all SBTs. | | | | | | | | | |
| <div><div></div></div> | 5% | 5 of a 100% reduction target | <div><div></div></div> | 29% | 2016 to 2030 (2020) | Absolute | | Scope 1+2 | 2019 |
| <div><div></div></div> | 7% | 5 of a 70% supplier engagement target | <div><div></div></div> | 50% | 2016 to 2024 (2020) | Supplier engagement | | Scope 3 | 2019 |





* In some cases, companies reported a single science-based target (SBT) as multiple disaggregated targets or reported multiple SBTs as a single aggregated target in their CDP disclosure. In these cases, the SBTs and CDP progress data are presented in separate rows, with the progress data italicized.

| Target completion (% completed) | Current target status | | | Target timeframe (% elapsed) | Target timeframe Base year to target year (latest data year in brackets) | Target type | Activity unit | Scope(s) Covered | Year target approved |
|--|-----------------------|---|------------------------|---------------------------------|--|-------------|----------------------------------|---------------------|----------------------------|
| Metso Outotec: No comparable progress data of SBT(s) was publicly found for Metso Outotec. | | | | | | | | | |
| MIC Co., Ltd.: (SME) No comparable progress data of SBT(s) was publicly found for MIC Co., Ltd. | | | | | | | | | |
| Michelin: Michelin reported progress for at least one SBT. Information for other SBT(s) could not be publicly found or could not be represented. | | | | | | | | | |
| <div><div></div></div> | 96% | 36 of a 38% reduction target | <div><div></div></div> | 50% | 2010 to 2030 (2020) | Absolute | | Scope 1+2 | 2020 |
| <div><div></div></div> | 31% | 5 of a 15% reduction target | <div><div></div></div> | 17% | 2018 to 2030 (2020) | Absolute | | Scope 3 | 2020 |
| Microsoft Corporation: Microsoft Corporation reported progress for at least one SBT. Information for other SBT(s) could not be publicly found or could not be represented. | | | | | | | | | |
| <div><div></div></div> | 109% | 33 of a 30% intensity reduction target | <div><div></div></div> | 23% | 2017 to 2030 (2020) | Intensity | per unit of revenue | Scope 3 | 2019 |
| Midsona AB: Midsona AB reported progress on all SBTs. | | | | | | | | | |
| <div><div></div></div> | -18% | -7 of a 38% reduction target | <div><div></div></div> | 7% | 2019 to 2034 (2020) | Absolute | | Scope 1+2 | 2021 |
| <div><div></div></div> | -17% | -7 of a 38% reduction target | <div><div></div></div> | 7% | 2019 to 2034 (2020) | Absolute | | Scope 3 | 2021 |
| Miele & Cie. KG: Miele & Cie. KG reported progress for at least one SBT. Information for other SBT(s) could not be publicly found or could not be represented. | | | | | | | | | |
| <div><div></div></div> | 80% | 40 of a 50% reduction target | <div><div></div></div> | 9% | 2019 to 2030 (2020) | Absolute | | Scope 1+2 | 2021 |
| Mile Hi Bakery Inc.: No comparable progress data of SBT(s) was publicly found for Mile Hi Bakery Inc. | | | | | | | | | |
| Mile Hi Foods Co.: Mile Hi Foods Co. reported progress on all SBTs. | | | | | | | | | |
| <div><div></div></div> | 270% | 100 of a 37% intensity reduction target | <div><div></div></div> | 33% | 2015 to 2030 (2020) | Intensity | per short ton of goods delivered | Scope 1+2+3 | 2020 |
| MiljöMatematik Malmö AB: No comparable progress data of SBT(s) was publicly found for MiljöMatematik Malmö AB. | | | | | | | | | |
| Millennium & Copthorne Hotels plc.: Millennium & Copthorne Hotels plc. reported progress on all SBTs. | | | | | | | | | |
| <div><div></div></div> | 107% | 29 of a 27% reduction target | <div><div></div></div> | 23% | 2017 to 2030 (2020) | Absolute | | Scope 1+2+3 | 2019 |
| Mitsubishi Electric Corporation: Mitsubishi Electric Corporation reported progress for at least one SBT. Information for other SBT(s) could not be publicly found or could not be represented. | | | | | | | | | |
| <div><div></div></div> | 103% | 19 of an 18% reduction target | <div><div></div></div> | 29% | 2016 to 2030 (2021) | Absolute | | Scope 1+2 | 2019 |
| MITSUBISHI ESTATE CO., LTD.: No comparable progress data of SBT(s) was publicly found for MITSUBISHI ESTATE CO., LTD. | | | | | | | | | |



** In some cases, companies reported a single science-based target (SBT) as multiple disaggregated targets or reported multiple SBTs as a single aggregated target in their CDP disclosure. In these cases, the SBTs and CDP progress data are presented in separate rows, with the progress data italicized.*

| Target completion (% completed) | Current target status | Target timeframe (% elapsed) | Target timeframe Base year to target year (latest data year in brackets) | Target type | Activity unit | Scope(s) Covered | Year target approved |
|------------------------------------|-----------------------|---------------------------------|--|-------------|---------------|---------------------|----------------------------|
|------------------------------------|-----------------------|---------------------------------|--|-------------|---------------|---------------------|----------------------------|





MITSUI FUDOSAN CO., LTD.: MITSUI FUDOSAN CO., LTD. reported progress on all SBTs.

| | | | | | | | |
|---|--------------------------------------|---|---------------------------|-----------|--|--------------|------|
|  | 30% reduction target | | 2019 to 2030 (2021) | Absolute | | Scope 1+2 | 2021 |
|  | 30% reduction target | | 2019 to 2030 (2021) | Absolute | | Scope 3 | 2021 |
|  | *-39% *-12 of a 30% reduction target |  | *18% *2019 to 2030 (2021) | *Absolute | | *Scope 1+2+3 | |

Miyakoda Construction Co., Ltd.: (SME) Miyakoda Construction Co., Ltd reported progress on all SBTs.

| | | | | | | | |
|---|---------------------------------|---|-------------------------|----------|--|-----------|------|
|  | 17% 8 of a 50% reduction target |  | 25% 2018 to 2030 (2021) | Absolute | | Scope 1+2 | 2020 |
|---|---------------------------------|---|-------------------------|----------|--|-----------|------|





Molson Coors Brewing Company: Molson Coors Brewing Company reported progress for at least one SBT. Information for other SBT(s) could not be publicly found or could not be represented.

| | | | | | | | |
|---|-----------------------------------|---|-------------------------|----------|--|-------------|------|
|  | 48% 24 of a 50% reduction target |  | 44% 2016 to 2025 (2020) | Absolute | | Scope 1+2 | 2018 |
|  | 113% 23 of a 20% reduction target |  | 44% 2016 to 2025 (2020) | Absolute | | Scope 1+2+3 | 2019 |







Moncler Group: No comparable progress data of SBT(s) was publicly found for Moncler Group.

Mondelez International Inc.: No comparable progress data of SBT(s) was publicly found for Mondelez International Inc.



Mondi plc: Mondi plc reported progress for at least one SBT. Information for other SBT(s) could not be publicly found or could not be represented.

| | | | | | | | |
|---|--|---|-------------------------|-----------|--------------------------------|-----------|------|
|  | 69% 24 of a 34% intensity reduction target |  | 55% 2014 to 2025 (2020) | Intensity | per ton of saleable production | Scope 1+2 | 2019 |
|  | 33% 24 of a 72% intensity reduction target |  | 17% 2014 to 2050 (2020) | Intensity | per ton of saleable production | Scope 1+2 | 2019 |



Moody's Corporation: Moody's Corporation reported progress on all SBTs.

| | | | | | | | |
|---|--|---|-------------------------|---------------------|--|-----------|------|
|  | 172% 86 of a 50% reduction target |  | 9% 2019 to 2030 (2020) | Absolute | | Scope 1+2 | 2020 |
|  | 559% 84 of a 15% reduction target |  | 17% 2019 to 2025 (2020) | Absolute | | Scope 3 | 2020 |
|  | 19% 11 of a 60% supplier engagement target |  | 17% 2019 to 2025 (2020) | Supplier engagement | | Scope 3 | 2020 |

















Morgan Sindall Group plc: Morgan Sindall Group plc reported progress for at least one SBT. Information for other SBT(s) could not be publicly found or could not be represented.

| | | | | | | | |
|---|------------------------------------|---|-------------------------|----------|--|-----------|------|
|  | 200% 22 of an 11% reduction target |  | 44% 2016 to 2025 (2020) | Absolute | | Scope 1+2 | 2018 |
|---|------------------------------------|---|-------------------------|----------|--|-----------|------|

Mott MacDonald Group Limited: Mott MacDonald Group Limited reported progress on all SBTs.

| | | | | | | | |
|---|-----------------------------------|---|-------------------------|----------|--|-------------|------|
|  | 282% 71 of a 25% reduction target |  | 33% 2018 to 2024 (2020) | Absolute | | Scope 1+2+3 | 2020 |
|---|-----------------------------------|---|-------------------------|----------|--|-------------|------|

* In some cases, companies reported a single science-based target (SBT) as multiple disaggregated targets or reported multiple SBTs as a single aggregated target in their CDP disclosure. In these cases, the SBTs and CDP progress data are presented in separate rows, with the progress data italicized.

| Target completion (% completed) | Current target status | Target timeframe (% elapsed) | Target timeframe Base year to target year (latest data year in brackets) | Target type | Activity unit | Scope(s) Covered | Year target approved |
|---|-----------------------------------|---|--|---------------------|---------------|---------------------|----------------------------|
| Mowi: Mowi reported progress for at least one SBT. Information for other SBT(s) could not be publicly found or could not be represented. | | | | | | | |
|  | 6% 2 of a 35% reduction target |  | 17% 2018 to 2030 (2020) | Absolute | | Scope 3 | 2019 |
|  | 3% 2 of a 72% reduction target |  | 6% 2018 to 2050 (2020) | Absolute | | Scope 3 | 2019 |
| Multiplex Construction Canada: No comparable progress data of SBT(s) was publicly found for Multiplex Construction Canada. | | | | | | | |
| Multiplex Construction Europe: Multiplex Construction Europe reported progress on all SBTs. | | | | | | | |
|  | 109% 60 of a 55% reduction target |  | 23% 2017 to 2030 (2020) | Absolute | | Scope 1+2 | 2018 |
|  | 18% 17 of a 95% reduction target |  | 50% 2017 to 2023 (2020) | Supplier engagement | | Scope 3 | 2018 |
| Multiplex Constructions, Middle East: No comparable progress data of SBT(s) was publicly found for Multiplex Constructions, Middle East. | | | | | | | |
| Muntons: Muntons reported progress on all SBTs. | | | | | | | |
|  | 60% 27 of a 45% reduction target |  | 67% 2010 to 2025 (2020) | Absolute | | Scope 1+2 | 2017 |
| MVV Energie AG: No comparable progress data of SBT(s) was publicly found for MVV Energie AG. | | | | | | | |
| Nabtesco Corporation: Nabtesco Corporation reported progress for at least one SBT. Information for other SBT(s) could not be publicly found or could not be represented. | | | | | | | |
|  | 78% 23 of a 30% reduction target |  | 33% 2015 to 2030 (2020) | Absolute | | Scope 1+2 | 2017 |
|  | 29% 23 of an 80% reduction target |  | 14% 2015 to 2050 (2020) | Absolute | | Scope 1+2 | 2017 |
| Nando's Chicken Land Limited: No comparable progress data of SBT(s) was publicly found for Nando's Chicken Land Limited. | | | | | | | |
| National Grid PLC: National Grid PLC reported progress for at least one SBT. Information for other SBT(s) could not be publicly found or could not be represented. | | | | | | | |
|  | 10% 4 of a 38% reduction target |  | 20% 2019 to 2034 (2021) | Absolute | | Scope 3 | 2021 |
| Nature's Management: (SME) No comparable progress data of SBT(s) was publicly found for Nature's Management. | | | | | | | |
| Nature's Way Co., Ltd.: (SME) No comparable progress data of SBT(s) was publicly found for Nature's Way Co., Ltd. | | | | | | | |
| Navitas Semiconductor Ltd.: (SME) No comparable progress data of SBT(s) was publicly found for Navitas Semiconductor Ltd. | | | | | | | |



** In some cases, companies reported a single science-based target (SBT) as multiple disaggregated targets or reported multiple SBTs as a single aggregated target in their CDP disclosure. In these cases, the SBTs and CDP progress data are presented in separate rows, with the progress data italicized.*

| Target completion (% completed) | Current target status | | Target timeframe (% elapsed) | Target timeframe Base year to target year (latest data year in brackets) | Target type | Activity unit | Scope(s) Covered | Year target approved | |
|--|-----------------------|--|---------------------------------|--|----------------------|-----------------------|---------------------------|----------------------------|------|
| NEC Corporation: NEC Corporation reported progress on all SBTs. | | | | | | | | | |
| <div><div></div></div> | 55% | 30 of a 55% reduction target | <div><div></div></div> | 31% | 2017 to 2030 (2021) | Absolute | Scope 1+2 | 2021 | |
| <div><div></div></div> | 92% | 30 of a 33% reduction target | <div><div></div></div> | 31% | 2017 to 2030 (2021) | Absolute | Scope 3 | 2021 | |
| Nemak, S.A.B. de C.V.: No comparable progress data of SBT(s) was publicly found for Nemak, S.A.B. de C.V.. | | | | | | | | | |
| Nestlé: Nestlé reported progress on all SBTs. | | | | | | | | | |
| 20% reduction target | | | | 2018 to 2025 (2020) | Absolute | | Scope 1+2+3 | 2020 | |
| <div><div></div></div> | *53% | *11 of a 20% reduction target | <div><div></div></div> | *29% | *2018 to 2025 (2020) | *Absolute | *Scope 1+2 | | |
| <div><div></div></div> | *-18% | *-4 of a 20% reduction target | <div><div></div></div> | *29% | *2018 to 2025 (2020) | *Absolute | *Scope 3 ^b | | |
| 50% reduction target | | | | 2018 to 2030 (2020) | Absolute | | Scope 1+2+3 | 2020 | |
| <div><div></div></div> | *21% | *11 of a 50% reduction target | <div><div></div></div> | *17% | *2018 to 2030 (2020) | *Absolute | *Scope 1+2 | | |
| <div><div></div></div> | *-7% | *-4 of a 50% reduction target | <div><div></div></div> | *17% | *2018 to 2030 (2020) | *Absolute | *Scope 3 ^b | | |
| <div><div></div></div> | 0% | 0 of a 100% renewable electricity procurement target | <div><div></div></div> | 17% | 2019 to 2025 (2020) | Renewable electricity | Scope 2 | 2020 | |
| Network Rail plc: No comparable progress data of SBT(s) was publicly found for Network Rail plc. | | | | | | | | | |
| New Zealand Post: No comparable progress data of SBT(s) was publicly found for New Zealand Post. | | | | | | | | | |
| Newmont Corporation: Newmont Corporation reported progress for at least one SBT. Information for other SBT(s) could not be publicly found or could not be represented. | | | | | | | | | |
| <div><div></div></div> | 10% | 3 of a 32% reduction target | <div><div></div></div> | 17% | 2018 to 2030 (2020) | Absolute | Scope 1+2 | 2021 | |
| <div><div></div></div> | -6% | -2 of a 32% intensity reduction target | <div><div></div></div> | 17% | 2018 to 2030 (2020) | Intensity | per gold ounce equivalent | Scope 1+2 | 2021 |
| News Corp: News Corp reported progress on all SBTs. | | | | | | | | | |
| <div><div></div></div> | 49% | 29 of a 60% reduction target | <div><div></div></div> | 29% | 2016 to 2030 (2020) | Absolute | Scope 1+2 | 2020 | |
| <div><div></div></div> | -349% | -70 of a 20% reduction target | <div><div></div></div> | 29% | 2016 to 2030 (2020) | Absolute | Scope 3 | 2020 | |
| Nexity SA: Nexity SA reported progress for at least one SBT. Information for other SBT(s) could not be publicly found or could not be represented. | | | | | | | | | |
| <div><div></div></div> | 66% | 18 of a 28% reduction target | <div><div></div></div> | 9% | 2019 to 2030 (2020) | Absolute | Scope 1+2 | 2021 | |



* In some cases, companies reported a single science-based target (SBT) as multiple disaggregated targets or reported multiple SBTs as a single aggregated target in their CDP disclosure. In these cases, the SBTs and CDP progress data are presented in separate rows, with the progress data italicized.

| Target completion (% completed) | Current target status | | Target timeframe (% elapsed) | Target timeframe Base year to target year (latest data year in brackets) | Target type | Activity unit | Scope(s) Covered | Year target approved |
|------------------------------------|-----------------------|--|---------------------------------|--|-------------|---------------|---------------------|----------------------------|
|------------------------------------|-----------------------|--|---------------------------------|--|-------------|---------------|---------------------|----------------------------|





NH Hotel Group: NH Hotel Group reported progress for at least one SBT. Information for other SBT(s) could not be publicly found or could not be represented.

| | | | | | | | | |
|---|----------------------|--------------------------------------|---|---------------------|-----------------------------|------------------|-----------------------------|------|
| | 20% reduction target | | | 2018 to 2030 (2020) | Absolute | | Scope 1+2+3 | 2019 |
|  | <i>*290%</i> | <i>*58 of a 20% reduction target</i> |  | <i>*17%</i> | <i>*2018 to 2030 (2020)</i> | <i>*Absolute</i> | <i>*Scope 3^b</i> | |



NIKE, Inc.: NIKE, Inc. reported progress for at least one SBT. Information for other SBT(s) could not be publicly found or could not be represented.

| | | | | | | | | |
|---|-----|------------------------------|---|-----|---------------------|----------|-----------|------|
|  | 34% | 22 of a 65% reduction target |  | 33% | 2015 to 2030 (2020) | Absolute | Scope 1+2 | 2019 |
|---|-----|------------------------------|---|-----|---------------------|----------|-----------|------|

Nikon Corporation: Nikon Corporation reported progress on all SBTs.

| | | | | | | | | |
|---|------|------------------------------|---|-----|---------------------|----------|-----------|------|
|  | 36% | 26 of a 71% reduction target |  | 41% | 2013 to 2030 (2021) | Absolute | Scope 1+2 | 2021 |
|  | 181% | 56 of a 31% reduction target |  | 41% | 2013 to 2030 (2021) | Absolute | Scope 3 | 2019 |

Nippon Sheet Glass, Co., Ltd. (NSG Group): Nippon Sheet Glass, Co., Ltd. (NSG Group). reported progress on all SBTs.















| | | | | | | | | |
|---|-----|------------------------------|---|-----|---------------------|----------|-----------|------|
|  | 70% | 15 of a 21% reduction target |  | 17% | 2018 to 2030 (2020) | Absolute | Scope 1+2 | 2019 |
|---|-----|------------------------------|---|-----|---------------------|----------|-----------|------|

Nippon Weston Co., Ltd.: (SME) No comparable progress data of SBT(s) was publicly found for Nippon Weston Co.,Ltd.

Nippon Yusen Kabushiki Kaisha: No comparable progress data of SBT(s) was publicly found for Nippon Yusen Kabushiki Kaisha.

Nissin Electric Co., Ltd.: No comparable progress data of SBT(s) was publicly found for Nissin Electric Co., Ltd.

Nissin Foods Holdings Co., Ltd.: Nissin Foods Holdings Co., Ltd. reported progress on all SBTs.

| | | | | | | | | |
|---|----------------------|---------------------------------------|---|-------------|-----------------------------|------------------|------------------------------|------|
|  | -17% | -5 of a 30% reduction target |  | 25% | 2018 to 2030 (2021) | Absolute | Scope 1+2 | 2020 |
| | 15% reduction target | | | | 2018 to 2030 (2021) | Absolute | Scope 3 | 2020 |
|  | <i>*1%</i> | <i>*0 of a 15% reduction target</i> |  | <i>*25%</i> | <i>*2018 to 2030 (2021)</i> | <i>*Absolute</i> | <i>*Scope 3¹</i> | |
|  | <i>*38%</i> | <i>*6 of a 15% reduction target</i> |  | <i>*25%</i> | <i>*2018 to 2030 (2021)</i> | <i>*Absolute</i> | <i>*Scope 3⁴</i> | |
|  | <i>*-80%</i> | <i>*-12 of a 15% reduction target</i> |  | <i>*25%</i> | <i>*2018 to 2030 (2021)</i> | <i>*Absolute</i> | <i>*Scope 3⁶</i> | |
|  | <i>*-80%</i> | <i>*-12 of a 15% reduction target</i> |  | <i>*25%</i> | <i>*2018 to 2030 (2021)</i> | <i>*Absolute</i> | <i>*Scope 3⁷</i> | |
|  | <i>*-39%</i> | <i>*-6 of a 15% reduction target</i> |  | <i>*25%</i> | <i>*2018 to 2030 (2021)</i> | <i>*Absolute</i> | <i>*Scope 3⁹</i> | |
|  | <i>*-226%</i> | <i>*-34 of a 15% reduction target</i> |  | <i>*25%</i> | <i>*2018 to 2030 (2021)</i> | <i>*Absolute</i> | <i>*Scope 3¹²</i> | |



























* In some cases, companies reported a single science-based target (SBT) as multiple disaggregated targets or reported multiple SBTs as a single aggregated target in their CDP disclosure. In these cases, the SBTs and CDP progress data are presented in separate rows, with the progress data italicized.

| Target completion (% completed) | Current target status | | Target timeframe (% elapsed) | Target timeframe Base year to target year (latest data year in brackets) | Target type | Activity unit | Scope(s) Covered | Year target approved | |
|--|-----------------------|---|---------------------------------|--|---------------------|-----------------------|------------------------------------|----------------------------|------|
| Nobia AB: Nobia AB reported progress for at least one SBT. Information for other SBT(s) could not be publicly found or could not be represented. | | | | | | | | | |
| <div><div></div></div> | 99% | 72 of a 72% reduction target | <div><div></div></div> | 40% | 2016 to 2026 (2020) | Absolute | Scope 1+2 | 2020 | |
| Nokia Group: No comparable progress data of SBT(s) was publicly found for Nokia Group. | | | | | | | | | |
| Nokian Tyres plc: No comparable progress data of SBT(s) was publicly found for Nokian Tyres plc. | | | | | | | | | |
| Nomura Real Estate Holdings, Inc.: Nomura Real Estate Holdings, Inc. reported progress on all SBTs. | | | | | | | | | |
| <div><div></div></div> | 35% | 12 of a 35% reduction target | <div><div></div></div> | 9% | 2019 to 2030 (2020) | Absolute | Scope 1+2 | 2020 | |
| <div><div></div></div> | 170% | 59 of a 35% reduction target | <div><div></div></div> | 9% | 2019 to 2030 (2020) | Absolute | Scope 3 | 2020 | |
| Nomura Research Institute, Ltd.: Nomura Research Institute, Ltd. reported progress for at least one SBT. Information for other SBT(s) could not be publicly found or could not be represented. | | | | | | | | | |
| <div><div></div></div> | 67% | 49 of a 72% reduction target | <div><div></div></div> | 47% | 2013 to 2030 (2021) | Absolute | Scope 1+2 | 2021 | |
| <div><div></div></div> | 44% | 30 of a 70% supplier engagement target | <div><div></div></div> | 80% | 2013 to 2023 (2021) | Supplier engagement | Scope 3 | 2018 | |
| Norfolk Southern Corporation: Norfolk Southern Corporation reported progress on all SBTs. | | | | | | | | | |
| <div><div></div></div> | 17% | 7 of a 42% intensity reduction target | <div><div></div></div> | 7% | 2019 to 2034 (2020) | Intensity | per million gross ton-miles (MGTM) | Scope 1+2 | 2021 |
| Novartis: No comparable progress data of SBT(s) was publicly found for Novartis. | | | | | | | | | |
| Novo Nordisk A/S: Novo Nordisk A/S reported progress for at least one SBT. Information for other SBT(s) could not be publicly found or could not be represented. | | | | | | | | | |
| <div><div></div></div> | 47% | 47 of a 100% reduction target | <div><div></div></div> | 17% | 2018 to 2030 (2020) | Absolute | Scope 1+2 | 2018 | |
| Novozymes A/S: Novozymes A/S reported progress on all SBTs. | | | | | | | | | |
| <div><div></div></div> | 93% | 46 of a 50% reduction target | <div><div></div></div> | 17% | 2018 to 2030 (2020) | Absolute | Scope 1+2 | 2019 | |
| <div><div></div></div> | 51% | 51 of a 100% renewable electricity procurement target | <div><div></div></div> | 17% | 2018 to 2030 (2020) | Renewable electricity | Scope 2 | 2019 | |
| <div><div></div></div> | 36% | 5 of a 15% reduction target | <div><div></div></div> | 17% | 2018 to 2030 (2020) | Absolute | Scope 3 | 2019 | |

* In some cases, companies reported a single science-based target (SBT) as multiple disaggregated targets or reported multiple SBTs as a single aggregated target in their CDP disclosure. In these cases, the SBTs and CDP progress data are presented in separate rows, with the progress data italicized.

| Target completion (% completed) | Current target status | | Target timeframe (% elapsed) | Target timeframe Base year to target year (latest data year in brackets) | Target type | Activity unit | Scope(s) Covered | Year target approved |
|---|-----------------------|-------------------------------|---------------------------------|--|---------------------|---------------|---------------------|----------------------------|
| NRG Energy Inc.: NRG Energy Inc reported progress for at least one SBT. Information for other SBT(s) could not be publicly found or could not be represented. | | | | | | | | |
| <div><div></div></div> | 112% | 56 of a 50% reduction target | <div><div></div></div> | 55% | 2014 to 2025 (2020) | Absolute | Scope 1+2 | 2021 |
| NTT DATA Corporation: NTT DATA Corporation reported progress on all SBTs. | | | | | | | | |
| <div><div></div></div> | 52% | 31 of a 60% reduction target | <div><div></div></div> | 36% | 2016 to 2030 (2021) | Absolute | Scope 1+2 | 2020 |
| <div><div></div></div> | 51% | 28 of a 55% reduction target | <div><div></div></div> | 36% | 2016 to 2030 (2021) | Absolute | Scope 3 | 2020 |
| NTT Docomo Inc.: No comparable progress data of SBT(s) was publicly found for NTT Docomo Inc.. | | | | | | | | |
| NTT Group: NTT Group reported progress on all SBTs. | | | | | | | | |
| <div><div></div></div> | 8% | 2 of a 30% reduction target | <div><div></div></div> | 17% | 2018 to 2030 (2020) | Absolute | Scope 1+2 | 2020 |
| <div><div></div></div> | 25% | 4 of a 15% reduction target | <div><div></div></div> | 17% | 2018 to 2030 (2020) | Absolute | Scope 3 | 2020 |
| Nutreco: No comparable progress data of SBT(s) was publicly found for Nutreco. | | | | | | | | |
| Nyskördade Morötter i Fjälkinge AB: (SME) No comparable progress data of SBT(s) was publicly found for Nyskördade Morötter i Fjälkinge AB. | | | | | | | | |
| O-I Glass: No comparable progress data of SBT(s) was publicly found for O-I Glass. | | | | | | | | |
| Oesse srl: (SME) No comparable progress data of SBT(s) was publicly found for Oesse srl. | | | | | | | | |
| Ohkawa Printing Co., Ltd.: (SME) No comparable progress data of SBT(s) was publicly found for Ohkawa Printing Co., Ltd. | | | | | | | | |
| Olam: Olam reported progress for at least one SBT. Information for other SBT(s) could not be publicly found or could not be represented. | | | | | | | | |
| <div><div></div></div> | -152% | -76 of a 50% reduction target | <div><div></div></div> | 23% | 2017 to 2030 (2020) | Absolute | Scope 1+2 | 2019 |
| Olive Apparel (Cambodia) Co., Ltd.: No comparable progress data of SBT(s) was publicly found for Olive Apparel (Cambodia) Co., Ltd. | | | | | | | | |
| On Running: No comparable progress data of SBT(s) was publicly found for On Running. | | | | | | | | |
| ONO PHARMACEUTICAL CO., LTD.: ONO PHARMACEUTICAL CO., LTD. reported progress on all SBTs. | | | | | | | | |
| <div><div></div></div> | 23% | 13 of a 55% reduction target | <div><div></div></div> | 31% | 2017 to 2030 (2021) | Absolute | Scope 1+2 | 2020 |
| <div><div></div></div> | 13% | 13 of a 100% reduction target | <div><div></div></div> | 12% | 2017 to 2050 (2021) | Absolute | Scope 1+2 | 2020 |

* In some cases, companies reported a single science-based target (SBT) as multiple disaggregated targets or reported multiple SBTs as a single aggregated target in their CDP disclosure. In these cases, the SBTs and CDP progress data are presented in separate rows, with the progress data italicized.

| Target completion (% completed) | | Current target status | Target timeframe (% elapsed) | Target timeframe Base year to target year (latest data year in brackets) | Target type | Activity unit | Scope(s) Covered | Year target approved |
|---|-------|-------------------------------|---|--|-------------|---------------|---------------------|----------------------------|
|  | 118% | 35 of a 30% reduction target |  | 31% 2017 to 2030 (2021) | Absolute | | Scope 3 | 2020 |
|  | 59% | 35 of a 60% reduction target |  | 12% 2017 to 2050 (2021) | Absolute | | Scope 3 | 2020 |
| Open Farm Inc.: (SME) No comparable progress data of SBT(s) was publicly found for Open Farm Inc. | | | | | | | | |
| Optimised Energy: (SME) No comparable progress data of SBT(s) was publicly found for Optimised Energy. | | | | | | | | |
| ORANGE: ORANGE reported progress on all SBTs. | | | | | | | | |
|  | 29% | 9 of a 30% reduction target |  | 29% 2018 to 2025 (2020) | Absolute | | Scope 1+2 | 2021 |
|  | 0% | 0 of a 14% reduction target |  | 29% 2018 to 2025 (2020) | Absolute | | Scope 3 | 2021 |
| Oriflame Cosmetics: Oriflame Cosmetics reported progress for at least one SBT. Information for other SBT(s) could not be publicly found or could not be represented. | | | | | | | | |
|  | 52% | 26 of a 50% reduction target |  | 9% 2019 to 2030 (2020) | Absolute | | Scope 1+2 | 2021 |
| Origin Energy: Origin Energy reported progress on all SBTs. | | | | | | | | |
|  | 5% | 2 of a 50% reduction target |  | 20% 2017 to 2032 (2020) | Absolute | | Scope 1+2 | 2018 |
|  | 95% | 24 of a 25% reduction target |  | 20% 2017 to 2032 (2020) | Absolute | | Scope 3 | 2018 |
| Orkla ASA: Orkla ASA reported progress on all SBTs. | | | | | | | | |
|  | 92% | 58 of a 63% reduction target |  | 55% 2014 to 2025 (2020) | Absolute | | Scope 1+2 | 2018 |
|  | 75% | 58 of a 77% reduction target |  | 23% 2014 to 2040 (2020) | Absolute | | Scope 1+2 | 2018 |
|  | 9% | 3 of a 29% reduction target |  | 55% 2014 to 2025 (2020) | Absolute | | Scope 3 | 2018 |
|  | 4% | 3 of a 75% reduction target |  | 23% 2014 to 2040 (2020) | Absolute | | Scope 3 | 2018 |
| Ørsted: Ørsted reported progress for at least one SBT. Information for other SBT(s) could not be publicly found or could not be represented. | | | | | | | | |
|  | 26% | 13 of a 50% reduction target |  | 14% 2018 to 2032 (2020) | Absolute | | Scope 3 | 2019 |
| Österreichische Post AG: Österreichische Post AG reported progress on all SBTs. | | | | | | | | |
|  | -168% | -24 of a 14% reduction target |  | 58% 2013 to 2025 (2020) | Absolute | | Scope 1+2+3 | 2017 |



* In some cases, companies reported a single science-based target (SBT) as multiple disaggregated targets or reported multiple SBTs as a single aggregated target in their CDP disclosure. In these cases, the SBTs and CDP progress data are presented in separate rows, with the progress data italicized.

| Target completion (% completed) | Current target status | Target timeframe (% elapsed) | Target timeframe Base year to target year (latest data year in brackets) | Target type | Activity unit | Scope(s) Covered | Year target approved |
|------------------------------------|-----------------------|---------------------------------|--|-------------|---------------|---------------------|----------------------------|
|------------------------------------|-----------------------|---------------------------------|--|-------------|---------------|---------------------|----------------------------|



OSW Corporation: (SME) No comparable progress data of SBT(s) was publicly found for OSW Corporation.



Otsuka Pharmaceutical Co., Ltd.: No comparable progress data of SBT(s) was publicly found for Otsuka Pharmaceutical Co., Ltd.

Outokumpu Oyj: Outokumpu Oyj reported progress on all SBTs.



| | | | | | | | | | |
|---|-----|--|---|-----|---------------------|-----------|----------------------------|-------------|------|
|  | 84% | 17 of a 20% intensity reduction target |  | 57% | 2016 to 2023 (2020) | Intensity | per ton of stainless steel | Scope 1+2+3 | 2019 |
|---|-----|--|---|-----|---------------------|-----------|----------------------------|-------------|------|

Owens Corning: Owens Corning reported progress on all SBTs.

| | | | | | | | | | |
|---|-----|------------------------------|---|-----|---------------------|----------|--|-----------|------|
|  | 28% | 14 of a 50% reduction target |  | 17% | 2018 to 2030 (2020) | Absolute | | Scope 1+2 | 2019 |
|---|-----|------------------------------|---|-----|---------------------|----------|--|-----------|------|



| | | | | | | | | | |
|---|-----|------------------------------|---|-----|---------------------|----------|--|---------|------|
|  | 38% | 12 of a 30% reduction target |  | 17% | 2018 to 2030 (2020) | Absolute | | Scope 3 | 2019 |
|---|-----|------------------------------|---|-----|---------------------|----------|--|---------|------|


PACCAR Inc.: PACCAR Inc reported progress for at least one SBT. Information for other SBT(s) could not be publicly found or could not be represented.


| | | | | | | | | | |
|---|-----|------------------------------|---|-----|---------------------|----------|--|-----------|------|
|  | 35% | 12 of a 35% reduction target |  | 17% | 2018 to 2030 (2020) | Absolute | | Scope 1+2 | 2021 |
|---|-----|------------------------------|---|-----|---------------------|----------|--|-----------|------|

Pal International: (SME) No comparable progress data of SBT(s) was publicly found for Pal International.

Panasonic Corporation: Panasonic Corporation reported progress on all SBTs.



| | | | | | | | | | |
|---|-----|-------------------------------|---|-----|---------------------|----------|--|-----------|------|
|  | 37% | 37 of a 100% reduction target |  | 19% | 2013 to 2050 (2021) | Absolute | | Scope 1+2 | 2017 |
|---|-----|-------------------------------|---|-----|---------------------|----------|--|-----------|------|

| | | | | | | | | | |
|---|------|------------------------------|---|-----|---------------------|----------|--|-----------|------|
|  | 125% | 37 of a 30% reduction target |  | 41% | 2013 to 2030 (2021) | Absolute | | Scope 1+2 | 2017 |
|---|------|------------------------------|---|-----|---------------------|----------|--|-----------|------|



| | | | | | | | | | |
|---|-----|-----------------------------|---|-----|---------------------|----------|--|---------|------|
|  | 11% | 3 of a 30% reduction target |  | 41% | 2013 to 2030 (2021) | Absolute | | Scope 3 | 2017 |
|---|-----|-----------------------------|---|-----|---------------------|----------|--|---------|------|



Pattern S.P.A.: (SME) No comparable progress data of SBT(s) was publicly found for Pattern S.P.A.



Paulig Group: Paulig Group reported progress for at least one SBT. Information for other SBT(s) could not be publicly found or could not be represented.

| | | | | | | | | | |
|---|-----|------------------------------|---|-----|---------------------|----------|--|-----------|------|
|  | 23% | 18 of a 80% reduction target |  | 17% | 2018 to 2030 (2020) | Absolute | | Scope 1+2 | 2020 |
|---|-----|------------------------------|---|-----|---------------------|----------|--|-----------|------|

PayPal: PayPal reported progress on all SBTs.

| | | | | | | | | | |
|---|------|------------------------------|---|-----|---------------------|----------|--|-----------|------|
|  | 211% | 53 of a 25% reduction target |  | 17% | 2019 to 2025 (2020) | Absolute | | Scope 1+2 | 2020 |
|---|------|------------------------------|---|-----|---------------------|----------|--|-----------|------|

| | | | | | | | | | |
|---|------|------------------------------|---|-----|---------------------|----------|--|---------|------|
|  | 240% | 60 of a 25% reduction target |  | 17% | 2019 to 2025 (2020) | Absolute | | Scope 3 | 2020 |
|---|------|------------------------------|---|-----|---------------------|----------|--|---------|------|



| | | | | | | | | | |
|---|----|---------------------------------------|---|-----|---------------------|---------------------|--|---------|------|
|  | 0% | 0 of a 75% supplier engagement target |  | 17% | 2019 to 2025 (2020) | Supplier engagement | | Scope 3 | 2020 |
|---|----|---------------------------------------|---|-----|---------------------|---------------------|--|---------|------|

** In some cases, companies reported a single science-based target (SBT) as multiple disaggregated targets or reported multiple SBTs as a single aggregated target in their CDP disclosure. In these cases, the SBTs and CDP progress data are presented in separate rows, with the progress data italicized.*





| Target completion (% completed) | Current target status | Target timeframe (% elapsed) | Target timeframe Base year to target year (latest data year in brackets) | Target type | Activity unit | Scope(s) Covered | Year target approved |
|------------------------------------|-----------------------|---------------------------------|--|-------------|---------------|---------------------|----------------------------|
|------------------------------------|-----------------------|---------------------------------|--|-------------|---------------|---------------------|----------------------------|

Peak Design: (SME) No comparable progress data of SBT(s) was publicly found for Peak Design.

Pearson PLC: Pearson PLC reported progress on all SBTs.

| | | | | | | | |
|---|------------------------------------|---|---------------------------|-----------|--|---------------------------|------|
| | 50% reduction target | | 2018 to 2030 (2020) | Absolute | | Scope 1+2 | 2020 |
| | 50% reduction target | | 2018 to 2030 (2020) | Absolute | | Scope 3 | 2020 |
|  | *85% *42 of a 50% reduction target |  | *17% *2018 to 2030 (2020) | *Absolute | | *Scope 1+2+3 ^b | |

PepsiCo, Inc.: PepsiCo, Inc. reported progress on all SBTs.





| | | | | | | | |
|---|----------------------------------|---|-------------------------|----------|--|-----------|------|
|  | 31% 23 of a 75% reduction target |  | 33% 2015 to 2030 (2020) | Absolute | | Scope 1+2 | 2020 |
|  | 8% 3 of a 40% reduction target |  | 33% 2015 to 2030 (2020) | Absolute | | Scope 3 | 2020 |

Pernod Ricard: Pernod Ricard reported progress on all SBTs.

| | | | | | | | |
|---|---|---|-------------------------|-----------------------|-------------------------|-----------|------|
|  | 13% 4 of a 30% reduction target |  | 17% 2018 to 2030 (2020) | Absolute | | Scope 1+2 | 2019 |
|  | -4% -4 of a 100% renewable electricity procurement target |  | 17% 2018 to 2025 (2020) | Renewable electricity | | Scope 2 | 2019 |
|  | -26% -13 of a 50% intensity reduction target |  | 17% 2018 to 2030 (2020) | Intensity | per unit of value added | Scope 3 | 2019 |

Pfizer Inc.: No comparable progress data of SBT(s) was publicly found for Pfizer Inc.

Philip Morris International: Philip Morris International reported progress on all SBTs.

| | | | | | | | |
|---|----------------------------------|---|------------------------|----------|--|-----------|------|
|  | 51% 26 of a 50% reduction target |  | 9% 2019 to 2030 (2020) | Absolute | | Scope 1+2 | 2020 |
|  | 33% 17 of a 50% reduction target |  | 9% 2019 to 2030 (2020) | Absolute | | Scope 3 | 2020 |










Pilgrim's Pride Ltd.: No comparable progress data of SBT(s) was publicly found for Pilgrim's Pride Ltd..

Pine Tree Company For Textile Manufacturing PSC: No comparable progress data of SBT(s) was publicly found for Pine Tree Company For Textile Manufacturing PSC.





* In some cases, companies reported a single science-based target (SBT) as multiple disaggregated targets or reported multiple SBTs as a single aggregated target in their CDP disclosure. In these cases, the SBTs and CDP progress data are presented in separate rows, with the progress data italicized.

| Target completion (% completed) | Current target status | Target timeframe (% elapsed) | Target timeframe Base year to target year (latest data year in brackets) | Target type | Activity unit | Scope(s) Covered | Year target approved |
|------------------------------------|-----------------------|---------------------------------|--|-------------|---------------|---------------------|----------------------------|
|------------------------------------|-----------------------|---------------------------------|--|-------------|---------------|---------------------|----------------------------|

Pinsent Masons LLP: Pinsent Masons LLP reported progress on all SBTs.

| | | | | | | | |
|---|--|---|----------------------------------|-----------------------|--|------------------------|------|
| | 50% reduction target | | 2019 to 2030 (2021) | Absolute | | Scope 1+2+3 | 2021 |
|  | *44% <i>*22 of a 50% reduction target</i> |  | *18% <i>*2019 to 2030 (2021)</i> | *Absolute | | *Scope 1 | |
|  | *70% <i>*36 of a 50% reduction target</i> |  | *18% <i>*2019 to 2030 (2021)</i> | *Absolute | | *Scope 2 | |
|  | *104% <i>*52 of a 50% reduction target</i> |  | *18% <i>*2019 to 2030 (2021)</i> | *Absolute | | *Scope 3 ¹ | |
|  | *100% <i>*50 of a 50% reduction target</i> |  | *18% <i>*2019 to 2030 (2021)</i> | *Absolute | | *Scope 3 ² | |
|  | *192% <i>*96 of a 50% reduction target</i> |  | *18% <i>*2019 to 2030 (2021)</i> | *Absolute | | *Scope 3 ⁶ | |
|  | *157% <i>*78 of a 50% reduction target</i> |  | *18% <i>*2019 to 2030 (2021)</i> | *Absolute | | *Scope 3 ⁷ | |
|  | *78% <i>*39 of a 50% reduction target</i> |  | *18% <i>*2019 to 2030 (2021)</i> | *Absolute | | *Scope 3 ¹³ | |
|  | 20% <i>20 of a 100% renewable electricity procurement target</i> |  | 18% <i>2019 to 2030 (2021)</i> | Renewable electricity | | Scope 2 | 2021 |

Pirelli & C. S.p.A: Pirelli & C. S.p.A reported progress on all SBTs.

| | | | | | | | |
|---|--|---|--------------------------------|----------|--|-----------|------|
|  | 124% <i>31 of a 25% reduction target</i> |  | 50% <i>2015 to 2025 (2020)</i> | Absolute | | Scope 1+2 | 2020 |
|  | 255% <i>23 of a 9% reduction target</i> |  | 29% <i>2018 to 2025 (2020)</i> | Absolute | | Scope 3 | 2020 |

Plastigaur: (SME) No comparable progress data of SBT(s) was publicly found for Plastigaur.

PNZ-Produkte GmbH: (SME) No comparable progress data of SBT(s) was publicly found for PNZ-Produkte GmbH.



Polygenta Technologies Limited: (SME) No comparable progress data of SBT(s) was publicly found for Polygenta Technologies Limited.

Port International GmbH: (SME) No comparable progress data of SBT(s) was publicly found for Port International GmbH.



Port of Newcastle: (SME) No comparable progress data of SBT(s) was publicly found for Port of Newcastle.

Ports of Auckland Limited: No comparable progress data of SBT(s) was publicly found for Ports of Auckland Limited.

PostNL: PostNL reported progress for at least one SBT. Information for other SBT(s) could not be publicly found or could not be represented.

| | | | | | | | |
|---|---|---|--------------------------------|----------|--|-------------|------|
|  | 18% <i>3 of an 18% reduction target</i> |  | 23% <i>2017 to 2030 (2020)</i> | Absolute | | Scope 1+2+3 | 2019 |
|---|---|---|--------------------------------|----------|--|-------------|------|



PostNord AB: PostNord AB reported progress on all SBTs.

| | | | | | | | |
|---|--|---|---------------------------------|----------|--|-------------|------|
|  | 100% <i>40 of a 40% reduction target</i> |  | 100% <i>2009 to 2020 (2020)</i> | Absolute | | Scope 1+2+3 | 2016 |
|---|--|---|---------------------------------|----------|--|-------------|------|

** In some cases, companies reported a single science-based target (SBT) as multiple disaggregated targets or reported multiple SBTs as a single aggregated target in their CDP disclosure. In these cases, the SBTs and CDP progress data are presented in separate rows, with the progress data italicized.*

| Target completion (% completed) | Current target status | Target timeframe (% elapsed) | Target timeframe Base year to target year (latest data year in brackets) | Target type | Activity unit | Scope(s) Covered | Year target approved |
|------------------------------------|-----------------------|---------------------------------|--|-------------|---------------|---------------------|----------------------------|
|------------------------------------|-----------------------|---------------------------------|--|-------------|---------------|---------------------|----------------------------|

Procter & Gamble Company: Procter & Gamble Company reported progress for at least one SBT. Information for other SBT(s) could not be publicly found or could not be represented.







| | | | | | | | | |
|---|------|------------------------------|---|-----|---------------------|----------|-----------|------|
|  | 103% | 52 of a 50% reduction target |  | 50% | 2010 to 2030 (2020) | Absolute | Scope 1+2 | 2017 |
|---|------|------------------------------|---|-----|---------------------|----------|-----------|------|

Product Cia de Importaciones Asiaticas, S.L.: (SME) No comparable progress data of SBT(s) was publicly found for Product Cia de Importaciones Asiaticas, S.L..

Prologis: Prologis reported progress on all SBTs.





| | | | | | | | | |
|---|-------|-------------------------------|---|-----|---------------------|----------|-----------|------|
|  | -190% | -40 of a 21% reduction target |  | 44% | 2016 to 2025 (2020) | Absolute | Scope 1+2 | 2018 |
|  | -71% | -40 of a 56% reduction target |  | 17% | 2016 to 2040 (2020) | Absolute | Scope 1+2 | 2018 |
|  | 247% | 37 of a 15% reduction target |  | 44% | 2016 to 2025 (2020) | Absolute | Scope 3 | 2018 |
|  | 92% | 37 of a 40% reduction target |  | 17% | 2016 to 2040 (2020) | Absolute | Scope 3 | 2018 |

Proximus: Proximus reported progress on all SBTs.


| | | | | | | | | |
|---|------|-------------------------------|---|-----|---------------------|----------|-----------|------|
|  | 333% | 100 of a 30% reduction target |  | 50% | 2015 to 2025 (2020) | Absolute | Scope 1+2 | 2016 |
|  | 157% | 16 of a 10% reduction target |  | 55% | 2014 to 2025 (2020) | Absolute | Scope 3 | 2016 |
|  | 31% | 16 of a 50% reduction target |  | 23% | 2014 to 2040 (2020) | Absolute | Scope 3 | 2016 |

PSA Automobiles SA: No comparable progress data of SBT(s) was publicly found for PSA Automobiles SA.

Publicis Groupe: Publicis Groupe reported progress on all SBTs.





| | | | | | | | | |
|---|------|------------------------------|---|----|---------------------|----------|-----------|------|
|  | 28% | 13 of a 47% reduction target |  | 9% | 2019 to 2030 (2020) | Absolute | Scope 1+2 | 2021 |
|  | 313% | 44 of a 14% reduction target |  | 9% | 2019 to 2030 (2020) | Absolute | Scope 3 | 2021 |

Puig S.L.: Puig S.L. reported progress for at least one SBT. Information for other SBT(s) could not be publicly found or could not be represented.

| | | | | | | | | |
|---|-----|------------------------------|---|----|---------------------|----------|-----------|------|
|  | 52% | 26 of a 50% reduction target |  | 9% | 2019 to 2030 (2020) | Absolute | Scope 1+2 | 2021 |
|---|-----|------------------------------|---|----|---------------------|----------|-----------|------|

Pukka Herbs: No comparable progress data of SBT(s) was publicly found for Pukka Herbs.

PUMA SE: PUMA SE reported progress on all SBTs.

| | | | | | | | | |
|---|------|--|---|-----|---------------------|-----------|------------------------|------|
|  | 254% | 89 of a 35% reduction target |  | 23% | 2017 to 2030 (2020) | Absolute | Scope 1+2 | 2019 |
|  | 33% | 20 of a 60% intensity reduction target |  | 23% | 2017 to 2030 (2020) | Intensity | per million Euro sales | 2019 |

























* In some cases, companies reported a single science-based target (SBT) as multiple disaggregated targets or reported multiple SBTs as a single aggregated target in their CDP disclosure. In these cases, the SBTs and CDP progress data are presented in separate rows, with the progress data italicized.

| Target completion (% completed) | Current target status | | Target timeframe (% elapsed) | Target timeframe Base year to target year (latest data year in brackets) | Target type | Activity unit | Scope(s) Covered | Year target approved | |
|--|-----------------------|---|---------------------------------|--|---------------------|-----------------------|---------------------------|----------------------------|------|
| PVH Corp.: PVH Corp. reported progress on all SBTs. | | | | | | | | | |
| <div><div></div></div> | 46% | 14 of a 30% reduction target | <div><div></div></div> | 23% | 2017 to 2030 (2020) | Absolute | Scope 1+2+3 | 2020 | |
| <div><div></div></div> | 27% | 27 of a 100% renewable electricity procurement target | <div><div></div></div> | 17% | 2018 to 2030 (2020) | Renewable electricity | Scope 2 | 2020 | |
| Radio Flyer Inc.: Radio Flyer Inc. reported progress on all SBTs. | | | | | | | | | |
| <div><div></div></div> | 161% | 52 of a 32% reduction target | <div><div></div></div> | 23% | 2017 to 2030 (2020) | Absolute | Scope 1+2 | 2020 | |
| <div><div></div></div> | 5% | 1 of a 28% intensity reduction target | <div><div></div></div> | 23% | 2017 to 2030 (2020) | Intensity | per pound of product sold | Scope 3 | 2020 |
| Ralph Lauren Corporation: Ralph Lauren Corporation reported progress on all SBTs. | | | | | | | | | |
| <div><div></div></div> | 112% | 34 of a 30% reduction target | <div><div></div></div> | 10% | 2020 to 2030 (2021) | Absolute | Scope 1+2+3 | 2020 | |
| <div><div></div></div> | 4% | 4 of a 100% renewable electricity procurement target | <div><div></div></div> | 20% | 2020 to 2025 (2021) | Renewable electricity | Scope 2 | 2020 | |
| Ramatex: No comparable progress data of SBT(s) was publicly found for Ramatex. | | | | | | | | | |
| Re:CS Co.,Ltd.: (SME) No comparable progress data of SBT(s) was publicly found for Re:CS Co.,Ltd. | | | | | | | | | |
| Reckitt Benckiser Group plc: Reckitt Benckiser Group plc reported progress on all SBTs. | | | | | | | | | |
| <div><div></div></div> | 59% | 38 of a 65% reduction target | <div><div></div></div> | 33% | 2015 to 2030 (2020) | Absolute | Scope 1+2 | 2020 | |
| <div><div></div></div> | 60% | 60 of a 100% renewable electricity procurement target | <div><div></div></div> | 33% | 2015 to 2030 (2020) | Renewable electricity | Scope 2 | 2020 | |
| <div><div></div></div> | -81% | -41 of a 50% reduction target | <div><div></div></div> | 33% | 2015 to 2030 (2020) | Absolute | Scope 3 | 2020 | |
| RECYCLE inn KYOTO: (SME) No comparable progress data of SBT(s) was publicly found for RECYCLE inn KYOTO. | | | | | | | | | |
| Red Electrica de España: Red Electrica de España reported progress on all SBTs. | | | | | | | | | |
| <div><div></div></div> | 111% | 44 of a 40% intensity reduction target | <div><div></div></div> | 33% | 2015 to 2030 (2020) | Intensity | per MWh transported | Scope 1+2 | 2018 |
| Refinitiv: No comparable progress data of SBT(s) was publicly found for Refinitiv. | | | | | | | | | |
| REMATEC Holdings Corporation: (SME) No comparable progress data of SBT(s) was publicly found for REMATEC Holdings Corporation. | | | | | | | | | |

* In some cases, companies reported a single science-based target (SBT) as multiple disaggregated targets or reported multiple SBTs as a single aggregated target in their CDP disclosure. In these cases, the SBTs and CDP progress data are presented in separate rows, with the progress data italicized.

| Target completion (% completed) | Current target status | | Target timeframe (% elapsed) | Target timeframe Base year to target year (latest data year in brackets) | Target type | Activity unit | Scope(s) Covered | Year target approved |
|---|-----------------------|---|---------------------------------|--|---------------------|-----------------------|---------------------|----------------------------|
| Republic Services: Republic Services reported progress on all SBTs. | | | | | | | | |
| <div><div></div></div> | 7% | 2 of a 35% reduction target | <div><div></div></div> | 23% | 2017 to 2030 (2020) | Absolute | Scope 1+2 | 2019 |
| Restaurant Brands International Inc.: No comparable progress data of SBT(s) was publicly found for Restaurant Brands International Inc. | | | | | | | | |
| Revenga Smart Solution: (SME) No comparable progress data of SBT(s) was publicly found for Revenga Smart Solution. | | | | | | | | |
| Rexel: Rexel reported progress on all SBTs. | | | | | | | | |
| <div><div></div></div> | 73% | 25 of a 35% reduction target | <div><div></div></div> | 29% | 2016 to 2030 (2020) | Absolute | Scope 1+2 | 2019 |
| <div><div></div></div> | 22% | 10 of a 45% intensity reduction target | <div><div></div></div> | 29% | 2016 to 2030 (2020) | Intensity | per € of sales | 2019 |
| Reynders Etiketten N.V.: (SME) Reynders Etiketten N.V. reported progress on all SBTs. | | | | | | | | |
| <div><div></div></div> | -7% | -2 of a 30% reduction target | <div><div></div></div> | 17% | 2018 to 2030 (2020) | Absolute | Scope 1+2 | 2021 |
| Ricoh Co., Ltd.: Ricoh Co., Ltd. reported progress on all SBTs. | | | | | | | | |
| <div><div></div></div> | 58% | 36 of a 63% reduction target | <div><div></div></div> | 40% | 2015 to 2030 (2021) | Absolute | Scope 1+2 | 2020 |
| <div><div></div></div> | 158% | 32 of a 20% reduction target | <div><div></div></div> | 40% | 2015 to 2030 (2021) | Absolute | Scope 3 | 2020 |
| Riverside Natural Foods Ltd.: (SME) No comparable progress data of SBT(s) was publicly found for Riverside Natural Foods Ltd. | | | | | | | | |
| Robert Bosch GmbH: Robert Bosch GmbH reported progress on all SBTs. | | | | | | | | |
| <div><div></div></div> | 84% | 71 of an 85% reduction target | <div><div></div></div> | 17% | 2018 to 2030 (2020) | Absolute | Scope 1+2 | 2019 |
| <div><div></div></div> | 80% | 80 of a 100% renewable electricity procurement target | <div><div></div></div> | 17% | 2018 to 2030 (2020) | Renewable electricity | Scope 2 | 2019 |
| <div><div></div></div> | 106% | 16 of a 15% reduction target | <div><div></div></div> | 17% | 2018 to 2030 (2020) | Absolute | Scope 3 | 2019 |
| Rockwool Group: Rockwool Group reported progress on all SBTs. | | | | | | | | |
| <div><div></div></div> | 25% | 10 of a 38% reduction target | <div><div></div></div> | 7% | 2019 to 2034 (2020) | Absolute | Scope 1+2 | 2020 |
| <div><div></div></div> | 55% | 11 of a 20% reduction target | <div><div></div></div> | 7% | 2019 to 2034 (2020) | Absolute | Scope 3 | 2020 |
| Ronald Lu & Partners: No comparable progress data of SBT(s) was publicly found for Ronald Lu & Partners. | | | | | | | | |

** In some cases, companies reported a single science-based target (SBT) as multiple disaggregated targets or reported multiple SBTs as a single aggregated target in their CDP disclosure. In these cases, the SBTs and CDP progress data are presented in separate rows, with the progress data italicized.*

| Target completion (% completed) | | Current target status | Target timeframe (% elapsed) | Target timeframe Base year to target year (latest data year in brackets) | Target type | Activity unit | Scope(s) Covered | Year target approved |
|---|------|---|---|--|-----------------------|--------------------------|---------------------|----------------------------|
| Royal BAM Group: Royal BAM Group reported progress for at least one SBT. Information for other SBT(s) could not be publicly found or could not be represented. | | | | | | | | |
|  | 68% | 34 of a 50% intensity reduction target |  | 33% 2015 to 2030 (2020) | Intensity | per million euro revenue | Scope 1+2 | 2021 |
|  | 61% | 61 of a 100% renewable electricity procurement target |  | 33% 2015 to 2030 (2020) | Renewable electricity | | Scope 2 | 2021 |
| Royal DSM: Royal DSM reported progress for at least one SBT. Information for other SBT(s) could not be publicly found or could not be represented. | | | | | | | | |
|  | 20% | 6 of a 28% intensity reduction target |  | 29% 2016 to 2030 (2020) | Intensity | per ton of sold product | Scope 3 | 2019 |
| Royal Philips: Royal Philips reported progress on all SBTs. | | | | | | | | |
|  | 101% | 76 of a 75% reduction target |  | 50% 2015 to 2025 (2020) | Absolute | | Scope 1+2 | 2018 |
|  | 84% | 76 of a 90% reduction target |  | 20% 2015 to 2040 (2020) | Absolute | | Scope 1+2 | 2018 |
|  | 92% | 4 of a 4% reduction target |  | 38% 2017 to 2025 (2020) | Absolute | | Scope 3 | 2018 |
|  | 34% | 4 of an 11% reduction target |  | 13% 2017 to 2040 (2020) | Absolute | | Scope 3 | 2018 |
| RTS Transport Service GmbH: (SME) No comparable progress data of SBT(s) was publicly found for RTS Transport Service GmbH. | | | | | | | | |
| RWE AG: RWE AG reported progress on all SBTs. | | | | | | | | |
|  | 32% | 16 of a 50% intensity reduction target |  | 9% 2019 to 2030 (2020) | Intensity | per MWh | Scope 1+2 | 2020 |
|  | 51% | 15 of a 30% reduction target |  | 9% 2019 to 2030 (2020) | Absolute | | Scope 3 | 2020 |
| S&P Global: S&P Global reported progress on all SBTs. | | | | | | | | |
|  | 153% | 38 of a 25% reduction target |  | 17% 2019 to 2025 (2020) | Absolute | | Scope 1+2 | 2021 |
|  | 317% | 79 of a 25% reduction target |  | 17% 2019 to 2025 (2020) | Absolute | | Scope 3 | 2021 |
|  | -52% | -42 of an 81% supplier engagement target |  | 17% 2019 to 2025 (2020) | Supplier engagement | | Scope 3 | 2021 |
| Sabará Participações: (SME) No comparable progress data of SBT(s) was publicly found for Sabará Participações. | | | | | | | | |
| Safaricom Limited: No comparable progress data of SBT(s) was publicly found for Safaricom Limited. | | | | | | | | |

* In some cases, companies reported a single science-based target (SBT) as multiple disaggregated targets or reported multiple SBTs as a single aggregated target in their CDP disclosure. In these cases, the SBTs and CDP progress data are presented in separate rows, with the progress data italicized.

| Target completion (% completed) | Current target status | | Target timeframe (% elapsed) | Target timeframe Base year to target year (latest data year in brackets) | Target type | Activity unit | Scope(s) Covered | Year target approved | |
|---|-----------------------|-------------------------------|---------------------------------|--|---------------------|---------------|---------------------|----------------------------|------|
| SAINT-GOBAIN: SAINT-GOBAIN reported progress on all SBTs. | | | | | | | | | |
| <div><div></div></div> | 67% | 22 of a 33% reduction target | <div><div></div></div> | 23% | 2017 to 2030 (2020) | Absolute | Scope 1+2 | 2020 | |
| <div><div></div></div> | 0% | 0 of a 16% reduction target | <div><div></div></div> | 23% | 2017 to 2030 (2020) | Absolute | Scope 3 | 2020 | |
| Sakakibara Industry Co., Ltd.: (SME) No comparable progress data of SBT(s) was publicly found for Sakakibara Industry Co., Ltd. | | | | | | | | | |
| Salesforce.com, Inc.: Salesforce.com, Inc. reported progress for at least one SBT. Information for other SBT(s) could not be publicly found or could not be represented. | | | | | | | | | |
| <div><div></div></div> | 96% | 48 of a 50% reduction target | <div><div></div></div> | 17% | 2018 to 2030 (2020) | Absolute | Scope 1+2 | 2019 | |
| <div><div></div></div> | -3% | -2 of a 50% reduction target | <div><div></div></div> | 17% | 2018 to 2030 (2020) | Absolute | Scope 3 | 2019 | |
| Salvatore Ferragamo Group: No comparable progress data of SBT(s) was publicly found for Salvatore Ferragamo Group. | | | | | | | | | |
| SANOFI: SANOFI reported progress on all SBTs. | | | | | | | | | |
| <div><div></div></div> | 27% | 15 of a 55% reduction target | <div><div></div></div> | 9% | 2019 to 2030 (2020) | Absolute | Scope 1+2 | 2020 | |
| <div><div></div></div> | 66% | 9 of a 14% reduction target | <div><div></div></div> | 9% | 2019 to 2030 (2020) | Absolute | Scope 3 | 2020 | |
| Santen Pharmaceutical Co., Ltd.: Santen Pharmaceutical Co., Ltd reported progress for at least one SBT. Information for other SBT(s) could not be publicly found or could not be represented. | | | | | | | | | |
| <div><div></div></div> | 8% | 4 of a 50% reduction target | <div><div></div></div> | 18% | 2019 to 2030 (2021) | Absolute | Scope 1+2 | 2021 | |
| SAP SE: SAP SE reported progress for at least one SBT. Information for other SBT(s) could not be publicly found or could not be represented. | | | | | | | | | |
| <div><div></div></div> | 62% | 25 of a 40% reduction target | <div><div></div></div> | 44% | 2016 to 2025 (2020) | Absolute | Scope 1+2+3 | 2019 | |
| SAS Institute: No comparable progress data of SBT(s) was publicly found for SAS Institute. | | | | | | | | | |
| SCANIA CV: SCANIA CV reported progress on all SBTs. | | | | | | | | | |
| <div><div></div></div> | 86% | 43 of a 50% reduction target | <div><div></div></div> | 50% | 2015 to 2025 (2020) | Absolute | Scope 1+2 | 2020 | |
| <div><div></div></div> | 20% | 4 of a 20% reduction target | <div><div></div></div> | 50% | 2015 to 2025 (2020) | Intensity | per vehicle-km | Scope 3 | 2020 |
| Scapa Inter AB: No comparable progress data of SBT(s) was publicly found for Scapa Inter AB. | | | | | | | | | |
| Schneider Electric: Schneider Electric reported progress for at least one SBT. Information for other SBT(s) could not be publicly found or could not be represented. | | | | | | | | | |
| <div><div></div></div> | 59% | 59 of a 100% reduction target | <div><div></div></div> | 23% | 2017 to 2030 (2020) | Absolute | Scope 1+2 | 2019 | |
| <div><div></div></div> | 7% | 3 of a 35% reduction target | <div><div></div></div> | 23% | 2017 to 2030 (2020) | Absolute | Scope 3 | 2019 | |








* In some cases, companies reported a single science-based target (SBT) as multiple disaggregated targets or reported multiple SBTs as a single aggregated target in their CDP disclosure. In these cases, the SBTs and CDP progress data are presented in separate rows, with the progress data italicized.

| Target completion (% completed) | Current target status | | Target timeframe (% elapsed) | Target timeframe Base year to target year (latest data year in brackets) | Target type | Activity unit | Scope(s) Covered | Year target approved |
|--|-----------------------|--|---------------------------------|--|---------------------|---------------|--------------------------------|----------------------------|
| Schreiber Foods: Schreiber Foods reported progress on all SBTs. | | | | | | | | |
| <div><div></div></div> | 18% | 5 of a 27% reduction target | <div><div></div></div> | 23% | 2017 to 2030 (2020) | Absolute | Scope 1+2 | 2019 |
| <div><div></div></div> | 60% | 18 of a 30% intensity reduction target | <div><div></div></div> | 23% | 2017 to 2030 (2020) | Intensity | per metric tonne of production | 2019 |
| Schüco International KG: No comparable progress data of SBT(s) was publicly found for Schüco International KG. | | | | | | | | |
| Scottish Hydro Electric Transmission Plc: Scottish Hydro Electric Transmission Plc reported progress for at least one SBT. Information for other SBT(s) could not be publicly found or could not be represented. | | | | | | | | |
| <div><div></div></div> | 11% | 5 of a 46% reduction target | <div><div></div></div> | 18% | 2019 to 2030 (2021) | Absolute | Scope 1+2 | 2020 |
| <div><div></div></div> | 12% | 6 of a 50% reduction target | <div><div></div></div> | 18% | 2019 to 2030 (2021) | Intensity | per gCO2e from losses/kWh | 2020 |
| SCREEN Holdings Co., Ltd.: SCREEN Holdings Co., Ltd. reported progress on all SBTs. | | | | | | | | |
| <div><div></div></div> | -1% | 0 of a 30% reduction target | <div><div></div></div> | 25% | 2018 to 2030 (2021) | Absolute | Scope 1+2 | 2020 |
| <div><div></div></div> | 74% | 15 of a 20% reduction target | <div><div></div></div> | 25% | 2018 to 2030 (2021) | Absolute | Scope 3 | 2020 |
| SCSK Corporation: SCSK Corporation reported progress for at least one SBT. Information for other SBT(s) could not be publicly found or could not be represented. | | | | | | | | |
| <div><div></div></div> | -26% | -12 of a 47% reduction target | <div><div></div></div> | 18% | 2020 to 2031 (2021) | Absolute | Scope 1+2 | 2021 |
| Seagate Technology: Seagate Technology reported progress on all SBTs. | | | | | | | | |
| <div><div></div></div> | -26% | -5 of a 20% reduction target | <div><div></div></div> | 38% | 2017 to 2025 (2020) | Absolute | Scope 1+2 | 2019 |
| <div><div></div></div> | -9% | -5 of a 60% reduction target | <div><div></div></div> | 13% | 2017 to 2040 (2020) | Absolute | Scope 1+2 | 2019 |
| <div><div></div></div> | -25% | -5 of a 20% reduction target | <div><div></div></div> | 38% | 2017 to 2025 (2020) | Absolute | Scope 3 | 2019 |
| <div><div></div></div> | -8% | -5 of a 60% reduction target | <div><div></div></div> | 13% | 2017 to 2040 (2020) | Absolute | Scope 3 | 2019 |
| Sealed Air Corp.: Sealed Air Corp. reported progress on all SBTs. | | | | | | | | |
| <div><div></div></div> | -5% | -2 of a 46% reduction target | <div><div></div></div> | 9% | 2019 to 2030 (2020) | Absolute | Scope 1+2 | 2021 |
| <div><div></div></div> | 34% | 5 of a 15% reduction target | <div><div></div></div> | 9% | 2019 to 2030 (2020) | Absolute | Scope 3 | 2021 |

* In some cases, companies reported a single science-based target (SBT) as multiple disaggregated targets or reported multiple SBTs as a single aggregated target in their CDP disclosure. In these cases, the SBTs and CDP progress data are presented in separate rows, with the progress data italicized.

| Target completion (% completed) | Current target status | Target timeframe (% elapsed) | Target timeframe Base year to target year (latest data year in brackets) | Target type | Activity unit | Scope(s) Covered | Year target approved |
|------------------------------------|-----------------------|---------------------------------|--|-------------|---------------|---------------------|----------------------------|
|------------------------------------|-----------------------|---------------------------------|--|-------------|---------------|---------------------|----------------------------|



SECOM Co., Ltd.: SECOM Co., Ltd. reported progress on all SBTs.

| | | | | | | | | |
|---|-----|-------------------------------|---|-----|---------------------|----------|-----------|------|
|  | 9% | 4 of a 45% reduction target |  | 25% | 2018 to 2030 (2021) | Absolute | Scope 1+2 | 2021 |
|  | 4% | 4 of a 100% reduction target |  | 11% | 2018 to 2045 (2021) | Absolute | Scope 1+2 | 2021 |
|  | 37% | 15 of a 40% reduction target |  | 25% | 2018 to 2030 (2021) | Absolute | Scope 3 | 2021 |
|  | 15% | 15 of a 100% reduction target |  | 9% | 2018 to 2050 (2021) | Absolute | Scope 3 | 2021 |





Seiko Epson Corporation: Seiko Epson Corporation reported progress on all SBTs.

| | | | | | | | | | | |
|--|------------------------|------|---|------------------------|------|----------------------|------------|--------------------------|------------------------|------|
| | <div><div></div></div> | 108% | 21 of a 19% reduction target | <div><div></div></div> | 50% | 2017 to 2025 (2021) | Absolute | | Scope 1+2 | 2018 |
| | | | 44% intensity reduction target | | | 2017 to 2025 (2021) | Intensity | per unit of value added | Scope 3 | 2018 |
| | <div><div></div></div> | *36% | *16 of a 44% intensity reduction target | <div><div></div></div> | *50% | *2017 to 2025 (2021) | *Intensity | *per unit of value added | *Scope 3 ¹ | |
| | <div><div></div></div> | *53% | *23 of a 44% intensity reduction target | <div><div></div></div> | *50% | *2017 to 2025 (2021) | *Intensity | *per unit of value added | *Scope 3 ¹¹ | |

SEKISUI CHEMICAL CO., LTD.: SEKISUI CHEMICAL CO., LTD reported progress for at least one SBT. Information for other SBT(s) could not be publicly found or could not be represented.





| | | | | | | | | |
|---|-----|------------------------------|---|-----|---------------------|----------|---------|------|
|  | 42% | 11 of a 27% reduction target |  | 36% | 2016 to 2030 (2021) | Absolute | Scope 3 | 2018 |
|---|-----|------------------------------|---|-----|---------------------|----------|---------|------|

Sekisui House, LTD.: Sekisui House, LTD reported progress on all SBTs.

| | | | | | | | | |
|--|------|------------------------------|--|-----|---------------------|----------|-----------|------|
|  | 47% | 23 of a 50% reduction target |  | 41% | 2013 to 2030 (2020) | Absolute | Scope 1+2 | 2019 |
|  | 122% | 55 of a 45% reduction target |  | 41% | 2013 to 2030 (2020) | Absolute | Scope 3 | 2019 |

Selfridges Retail Ltd.: No comparable progress data of SBT(s) was publicly found for Selfridges Retail Ltd.

Senior Plc: Senior Plc reported progress for at least one SBT. Information for other SBT(s) could not be publicly found or could not be represented.

| | | | | | | | | |
|---|------|-------------------------------|---|------|----------------------|-----------|-----------|------|
| | | 30% reduction target | | | 2018 to 2025 (2020) | Absolute | Scope 1+2 | 2020 |
|  | *54% | *16 of a 30% reduction target |  | *29% | *2018 to 2025 (2020) | *Absolute | *Scope 1 | |
|  | *64% | *19 of a 30% reduction target |  | *29% | *2018 to 2025 (2020) | *Absolute | *Scope 2 | |

SERVIER: No comparable progress data of SBT(s) was publicly found for SERVIER.

Seventh Generation, Inc.: No comparable progress data of SBT(s) was publicly found for Seventh Generation, Inc..

** In some cases, companies reported a single science-based target (SBT) as multiple disaggregated targets or reported multiple SBTs as a single aggregated target in their CDP disclosure. In these cases, the SBTs and CDP progress data are presented in separate rows, with the progress data italicized.*

| Target completion (% completed) | Current target status | | Target timeframe (% elapsed) | Target timeframe Base year to target year (latest data year in brackets) | Target type | Activity unit | Scope(s) Covered | Year target approved | |
|--|-----------------------|---|---------------------------------|--|---------------------|---------------|-----------------------------------|----------------------------|------|
| SGS SA: SGS SA reported progress for at least one SBT. Information for other SBT(s) could not be publicly found or could not be represented. | | | | | | | | | |
| <div><div></div></div> | 107% | 48 of a 45% intensity reduction target | <div><div></div></div> | 55% | 2014 to 2025 (2020) | Intensity | per unit revenue | Scope 1+2+3 | 2018 |
| <div><div></div></div> | 88% | 48 of a 55% intensity reduction target | <div><div></div></div> | 38% | 2014 to 2030 (2020) | Intensity | per unit revenue | Scope 1+2+3 | 2018 |
| Shaftesbury PLC: (SME) Shaftesbury PLC reported progress on all SBTs. | | | | | | | | | |
| <div><div></div></div> | 33% | 16 of a 50% reduction target | <div><div></div></div> | 17% | 2018 to 2030 (2020) | Absolute | | Scope 1+2 | 2021 |
| Sharp Corporation: Sharp Corporation reported progress for at least one SBT. Information for other SBT(s) could not be publicly found or could not be represented. | | | | | | | | | |
| <div><div></div></div> | 45% | 15 of a 33% reduction target | <div><div></div></div> | 15% | 2018 to 2031 (2021) | Absolute | | Scope 1+2 | 2019 |
| SHIMADZU CORPORATION: SHIMADZU CORPORATION reported progress for at least one SBT. Information for other SBT(s) could not be publicly found or could not be represented. | | | | | | | | | |
| <div><div></div></div> | 105% | 32 of a 30% reduction target | <div><div></div></div> | 31% | 2017 to 2030 (2021) | Absolute | | Scope 1+2 | 2019 |
| Shimizu Corporation: Shimizu Corporation reported progress on all SBTs. | | | | | | | | | |
| <div><div></div></div> | 71% | 23 of a 33% reduction target | <div><div></div></div> | 31% | 2017 to 2030 (2021) | Absolute | | Scope 1+2 | 2019 |
| <div><div></div></div> | 37% | 23 of a 63% reduction target | <div><div></div></div> | 12% | 2017 to 2050 (2021) | Absolute | | Scope 1+2 | 2019 |
| <div><div></div></div> | 185% | 37 of a 20% reduction target | <div><div></div></div> | 31% | 2017 to 2030 (2021) | Absolute | | Scope 3 | 2019 |
| <div><div></div></div> | 86% | 37 of a 43% reduction target | <div><div></div></div> | 12% | 2017 to 2050 (2021) | Absolute | | Scope 3 | 2019 |
| Shionogi & Co., Ltd.: Shionogi & Co.,Ltd reported progress on all SBTs. | | | | | | | | | |
| <div><div></div></div> | 18% | 8 of a 46% reduction target | <div><div></div></div> | 18% | 2019 to 2030 (2021) | Absolute | | Scope 1+2 | 2021 |
| <div><div></div></div> | 63% | 13 of a 20% reduction target | <div><div></div></div> | 18% | 2019 to 2030 (2021) | Absolute | | Scope 3 | 2021 |
| Shree Cement Ltd.: Shree Cement Ltd. reported progress on all SBTs. | | | | | | | | | |
| <div><div></div></div> | -47% | -6 of a 13% intensity reduction target | <div><div></div></div> | 18% | 2019 to 2030 (2021) | Intensity | per ton of cementitious materials | Scope 1 | 2019 |
| <div><div></div></div> | -100% | -27 of a 27% intensity reduction target | <div><div></div></div> | 18% | 2019 to 2030 (2021) | Intensity | per ton of cementitious materials | Scope 2 | 2019 |
| Sibanye-Stillwater: Sibanye-Stillwater reported progress on all SBTs. | | | | | | | | | |
| <div><div></div></div> | 107% | 29 of a 27% reduction target | <div><div></div></div> | 67% | 2010 to 2025 (2020) | Absolute | | Scope 1+2 | 2019 |

* In some cases, companies reported a single science-based target (SBT) as multiple disaggregated targets or reported multiple SBTs as a single aggregated target in their CDP disclosure. In these cases, the SBTs and CDP progress data are presented in separate rows, with the progress data italicized.




| Target completion (% completed) | Current target status | Target timeframe (% elapsed) | Target timeframe Base year to target year (latest data year in brackets) | Target type | Activity unit | Scope(s) Covered | Year target approved |
|------------------------------------|-----------------------|---------------------------------|--|-------------|---------------|---------------------|----------------------------|
|------------------------------------|-----------------------|---------------------------------|--|-------------|---------------|---------------------|----------------------------|

SIDEL Group: No comparable progress data of SBT(s) was publicly found for SIDEL Group.





Siemens AG: No comparable progress data of SBT(s) was publicly found for Siemens AG.

Siemens Energy: No comparable progress data of SBT(s) was publicly found for Siemens Energy.





Siemens Gamesa Renewable Energy, S.A.: Siemens Gamesa Renewable Energy, S.A. reported progress for at least one SBT. Information for other SBT(s) could not be publicly found or could not be represented.

| | | | | | | | | | |
|---|------|--|---|-----|---------------------|-----------------------|------------------|-----------|------|
|  | 106% | 74 of a 70% intensity reduction target |  | 38% | 2017 to 2025 (2020) | Intensity | per MW installed | Scope 1+2 | 2020 |
|  | 100% | 100 of a 100% renewable electricity procurement target |  | 38% | 2017 to 2025 (2020) | Renewable electricity | | Scope 2 | 2020 |

SIG Combibloc: SIG Combibloc reported progress on all SBTs.





| | | | | | | | | | |
|---|-----|------------------------------|---|-----|---------------------|-----------|------------------|-------------|------|
|  | 97% | 58 of a 60% reduction target |  | 29% | 2016 to 2030 (2020) | Absolute | | Scope 1+2 | 2018 |
|  | 68% | 17 of a 25% reduction target |  | 29% | 2016 to 2030 (2020) | Intensity | per liter packed | Scope 1+2+3 | 2018 |

Signify: Signify reported progress on all SBTs.

| | | | | | | | | | |
|---|------|------------------------------|---|-----|---------------------|----------|--|-----------|------|
|  | 78% | 55 of a 70% reduction target |  | 33% | 2015 to 2030 (2020) | Absolute | | Scope 1+2 | 2018 |
|  | 139% | 42 of a 30% reduction target |  | 33% | 2015 to 2030 (2020) | Absolute | | Scope 3 | 2018 |

SILAB: (SME) No comparable progress data of SBT(s) was publicly found for SILAB.

Simon Property Group: Simon Property Group reported progress on all SBTs.



| | | | | | | | | | |
|---|------|------------------------------|---|-----|---------------------|----------|--|-----------|------|
|  | 42% | 28 of a 68% reduction target |  | 6% | 2019 to 2035 (2020) | Absolute | | Scope 1+2 | 2020 |
|  | 210% | 44 of a 21% reduction target |  | 12% | 2018 to 2035 (2020) | Absolute | | Scope 3 | 2020 |

Singapore Telecommunications Limited (Singtel): No comparable progress data of SBT(s) was publicly found for Singapore Telecommunications Limited (Singtel).























Sipsmith: No comparable progress data of SBT(s) was publicly found for Sipsmith.

Skunkfunk: No comparable progress data of SBT(s) was publicly found for Skunkfunk.

Sky Group: Sky Group reported progress on all SBTs.

| | | | | | | | | | |
|---|-----|-----------------------------|---|-----|---------------------|----------|--|-------------|------|
|  | 10% | 5 of a 50% reduction target |  | 17% | 2018 to 2030 (2020) | Absolute | | Scope 1+2+3 | 2021 |
|---|-----|-----------------------------|---|-----|---------------------|----------|--|-------------|------|

* In some cases, companies reported a single science-based target (SBT) as multiple disaggregated targets or reported multiple SBTs as a single aggregated target in their CDP disclosure. In these cases, the SBTs and CDP progress data are presented in separate rows, with the progress data italicized.

| Target completion (% completed) | Current target status | | | Target timeframe (% elapsed) | Target timeframe Base year to target year (latest data year in brackets) | Target type | Activity unit | Scope(s) Covered | Year target approved |
|--|-----------------------|--|---|---------------------------------|--|-----------------------|------------------------|---------------------|----------------------------|
| SkyCell AG: (SME) No comparable progress data of SBT(s) was publicly found for SkyCell AG. | | | | | | | | | |
| SKYCITY Entertainment Group Limited: No comparable progress data of SBT(s) was publicly found for SKYCITY Entertainment Group Limited. | | | | | | | | | |
| Slaughter and May: Slaughter and May reported progress on all SBTs. | | | | | | | | | |
|  | 116% | 58 of a 50% reduction target |  | 25% | 2018 to 2030 (2021) | Absolute | | Scope 1+2+3 | 2020 |
| Snap Inc.: Snap Inc. reported progress for at least one SBT. Information for other SBT(s) could not be publicly found or could not be represented. | | | | | | | | | |
|  | 228% | 57 of a 25% reduction target |  | 17% | 2019 to 2025 (2020) | Absolute | | Scope 1+2 | 2021 |
| Sodexo: Sodexo reported progress on all SBTs. | | | | | | | | | |
|  | 32% | 11 of a 34% reduction target |  | 38% | 2017 to 2025 (2020) | Absolute | | Scope 1+2+3 | 2019 |
|  | 0% | 0 of a 100% renewable electricity procurement target |  | 38% | 2017 to 2025 (2020) | Renewable electricity | | Scope 2 | 2019 |
| Sofidel S.p.A.: Sofidel S.p.A. reported progress on all SBTs. | | | | | | | | | |
|  | 28% | 11% of a 40% intensity reduction target |  | 17% | 2018 to 2030 (2020) | Intensity | per ton of paper | Scope 1+2+3 | 2020 |
|  | 24% | 6 of a 24% intensity reduction target |  | 17% | 2018 to 2030 (2020) | Intensity | per ton of paper | Scope 3 | |
| SoftBank Corp.: SoftBank Corp. reported progress for at least one SBT. Information for other SBT(s) could not be publicly found or could not be represented. | | | | | | | | | |
|  | 17% | 14 of an 83% reduction target |  | 18% | 2019 to 2030 (2021) | Absolute | | Scope 1+2 | 2021 |
| SOK Corporation: SOK Corporation reported progress for at least one SBT. Information for other SBT(s) could not be publicly found or could not be represented. | | | | | | | | | |
|  | 78% | 70 of a 90% reduction target |  | 33% | 2015 to 2030 (2020) | Absolute | | Scope 1+2 | 2020 |
|  | -4% | -1 of a 21% intensity reduction target |  | 33% | 2015 to 2030 (2020) | Intensity | per liter of fuel sold | Scope 3 | 2019 |
| Sonoco Products Company: No comparable progress data of SBT(s) was publicly found for Sonoco Products Company. | | | | | | | | | |
| Sony Corporation: Sony Corporation reported progress for at least one SBT. Information for other SBT(s) could not be publicly found or could not be represented. | | | | | | | | | |
|  | -6% | -4 of a 72% reduction target |  | 12% | 2018 to 2035 (2021) | Absolute | | Scope 1+2 | 2020 |
|  | -16% | -7 of a 45% reduction target |  | 12% | 2018 to 2035 (2021) | Absolute | | Scope 3 | 2020 |

* In some cases, companies reported a single science-based target (SBT) as multiple disaggregated targets or reported multiple SBTs as a single aggregated target in their CDP disclosure. In these cases, the SBTs and CDP progress data are presented in separate rows, with the progress data italicized.

| Target completion (% completed) | Current target status | | Target timeframe (% elapsed) | Target timeframe Base year to target year (latest data year in brackets) | Target type | Activity unit | Scope(s) Covered | Year target approved | |
|---|-----------------------|--|---------------------------------|--|---------------------|---------------------|---------------------|----------------------------|------|
| Sopra Steria Group: Sopra Steria Group reported progress for at least one SBT. Information for other SBT(s) could not be publicly found or could not be represented. | | | | | | | | | |
| <div><div></div></div> | 94% | 40 of a 42% reduction target | <div><div></div></div> | 50% | 2015 to 2025 (2020) | Absolute | Scope 1+2 | 2019 | |
| Sörby Handelsträdgård Aktiebolag: (SME) No comparable progress data of SBT(s) was publicly found for Sörby Handelsträdgård Aktiebolag. | | | | | | | | | |
| South Pole: (SME) No comparable progress data of SBT(s) was publicly found for South Pole. | | | | | | | | | |
| SPADEL SA: No comparable progress data of SBT(s) was publicly found for SPADEL SA. | | | | | | | | | |
| Specialfastigheter Sverige AB: (SME) No comparable progress data of SBT(s) was publicly found for Specialfastigheter Sverige AB. | | | | | | | | | |
| SSAB: No comparable progress data of SBT(s) was publicly found for SSAB. | | | | | | | | | |
| SSE: SSE reported progress on all SBTs. | | | | | | | | | |
| <div><div></div></div> | 27% | 16 of a 60% intensity reduction target | <div><div></div></div> | 25% | 2018 to 2030 (2021) | Intensity | per kWh | Scope 1 | 2020 |
| <div><div></div></div> | 77% | 31 of a 40% reduction target | <div><div></div></div> | 25% | 2018 to 2030 (2021) | Absolute | | Scope 1+2 | 2020 |
| <div><div></div></div> | 15% | 7 of a 50% reduction target | <div><div></div></div> | 19% | 2018 to 2034 (2021) | Absolute | | Scope 3 | 2020 |
| <div><div></div></div> | 58% | 29 of a 50% supplier engagement target | <div><div></div></div> | 50% | 2019 to 2024 (2021) | Supplier engagement | | Scope 3 | 2020 |
| Stanley Black & Decker: Stanley Black & Decker reported progress on all SBTs. | | | | | | | | | |
| <div><div></div></div> | 35% | 35 of a 100% reduction target | <div><div></div></div> | 33% | 2015 to 2030 (2020) | Absolute | | Scope 1+2 | 2018 |
| <div><div></div></div> | 64% | 22 of a 35% reduction target | <div><div></div></div> | 23% | 2017 to 2030 (2020) | Absolute | | Scope 3 | 2018 |
| Stanton Williams: (SME) No comparable progress data of SBT(s) was publicly found for Stanton Williams. | | | | | | | | | |
| Starboard LTD.: (SME) No comparable progress data of SBT(s) was publicly found for Starboard LTD. | | | | | | | | | |
| Starbucks Coffee Company: Starbucks Coffee Company reported progress on all SBTs. | | | | | | | | | |
| <div><div></div></div> | 23% | 11 of a 50% reduction target | <div><div></div></div> | 9% | 2019 to 2030 (2020) | Absolute | | Scope 1+2+3 | 2021 |























* In some cases, companies reported a single science-based target (SBT) as multiple disaggregated targets or reported multiple SBTs as a single aggregated target in their CDP disclosure. In these cases, the SBTs and CDP progress data are presented in separate rows, with the progress data italicized.

| Target completion (% completed) | Current target status | | Target timeframe (% elapsed) | Target timeframe Base year to target year (latest data year in brackets) | | Target type | Activity unit | Scope(s) Covered | Year target approved |
|--|-----------------------|---|---------------------------------|--|----------------------|-----------------------|------------------------------------|-------------------------|----------------------------|
| Steelcase Inc.: Steelcase Inc. reported progress for at least one SBT. Information for other SBT(s) could not be publicly found or could not be represented. | | | | | | | | | |
| <div><div></div></div> | 54% | 27 of a 50% reduction target | <div><div></div></div> | 18% | 2020 to 2031 (2021) | Absolute | | Scope 1+2 | 2020 |
| 14% reduction target | | | | | 2020 to 2031 (2021) | Absolute | | Scope 3 ^{5, 6} | 2020 |
| <div><div></div></div> | *217% | *30 of a 14% reduction target | <div><div></div></div> | *18% | *2020 to 2031 (2021) | *Absolute | | *Scope 3 ⁵ | |
| <div><div></div></div> | *669% | *94 of a 14% reduction target | <div><div></div></div> | *18% | *2020 to 2031 (2021) | *Absolute | | *Scope 3 ⁶ | |
| | | | | | | | | | |
| STMicroelectronics NV: STMicroelectronics NV reported progress on all SBTs. | | | | | | | | | |
| <div><div></div></div> | 56% | 28 of a 50% reduction target | <div><div></div></div> | 29% | 2018 to 2025 (2020) | Absolute | | Scope 1+2 | 2020 |
| <div><div></div></div> | 32% | 26 of an 80% renewable electricity procurement target | <div><div></div></div> | 29% | 2018 to 2025 (2020) | Renewable electricity | | Scope 2 | 2020 |
| <div><div></div></div> | 24% | 24 of a 100% renewable electricity procurement target | <div><div></div></div> | 17% | 2018 to 2030 (2020) | Renewable electricity | | Scope 2 | 2020 |
| | | | | | | | | | |
| Stonyfield: No comparable progress data of SBT(s) was publicly found for Stonyfield. | | | | | | | | | |
| | | | | | | | | | |
| Stora Enso: Stora Enso reported progress for at least one SBT. Information for other SBT(s) could not be publicly found or could not be represented. | | | | | | | | | |
| <div><div></div></div> | 84% | 26 of a 31% intensity reduction target | <div><div></div></div> | 50% | 2010 to 2030 (2020) | Intensity | per tonne of pulp, paper and board | Scope 1+2 | 2018 |
| | | | | | | | | | |
| SUEZ: No comparable progress data of SBT(s) was publicly found for SUEZ. | | | | | | | | | |
| | | | | | | | | | |
| SUMITOMO CHEMICAL Co., Ltd.: SUMITOMO CHEMICAL Co., Ltd. reported progress for at least one SBT. Information for other SBT(s) could not be publicly found or could not be represented. | | | | | | | | | |
| <div><div></div></div> | 74% | 22 of a 30% reduction target | <div><div></div></div> | 47% | 2013 to 2030 (2021) | Absolute | | Scope 1+2 | 2018 |
| <div><div></div></div> | 39% | 22 of a 57% reduction target | <div><div></div></div> | 22% | 2013 to 2050 (2021) | Absolute | | Scope 1+2 | 2018 |
| | | | | | | | | | |
| Sumitomo Electric Industries, Ltd.: No comparable progress data of SBT(s) was publicly found for Sumitomo Electric Industries, Ltd. | | | | | | | | | |
| | | | | | | | | | |
| Sumitomo Forestry Co., Ltd.: Sumitomo Forestry Co., Ltd reported progress for at least one SBT. Information for other SBT(s) could not be publicly found or could not be represented. | | | | | | | | | |
| <div><div></div></div> | -1% | 0 of a 21% reduction target | <div><div></div></div> | 23% | 2017 to 2030 (2020) | Absolute | | Scope 1+2 | 2018 |
| | | | | | | | | | |
| SUND Holding GmbH + Co. KG: (SME) No comparable progress data of SBT(s) was publicly found for SUND Holding GmbH + Co. KG. | | | | | | | | | |

* In some cases, companies reported a single science-based target (SBT) as multiple disaggregated targets or reported multiple SBTs as a single aggregated target in their CDP disclosure. In these cases, the SBTs and CDP progress data are presented in separate rows, with the progress data italicized.

| Target completion (% completed) | Current target status | | Target timeframe (% elapsed) | Target timeframe Base year to target year (latest data year in brackets) | | Target type | Activity unit | Scope(s) Covered | Year target approved |
|--|-----------------------|---|---------------------------------|--|---------------------|-----------------------|-----------------|---------------------|----------------------------|
| Sunrock Investments B.V.: (SME) No comparable progress data of SBT(s) was publicly found for Sunrock Investments B.V. | | | | | | | | | |
| Suntory Beverage & Food Limited: No comparable progress data of SBT(s) was publicly found for Suntory Beverage & Food Limited. | | | | | | | | | |
| Suntory Holdings Limited: Suntory Holdings Limited reported progress for at least one SBT. Information for other SBT(s) could not be publicly found or could not be represented. | | | | | | | | | |
| <div><div></div></div> | 16% | 4 of a 25% reduction target | <div><div></div></div> | 33% | 2015 to 2030 (2020) | Absolute | | Scope 1+2 | 2018 |
| sustainable AG: sustainable AG reported progress for at least one SBT. Information for other SBT(s) could not be publicly found or could not be represented. | | | | | | | | | |
| <div><div></div></div> | 42% | 42 of a 100% reduction target | <div><div></div></div> | 29% | 2018 to 2025 (2020) | Renewable electricity | | Scope 2 | 2019 |
| Swaraj Engines Limited: No comparable progress data of SBT(s) was publicly found for Swaraj Engines Limited. | | | | | | | | | |
| Swedish Match: Swedish Match reported progress on all SBTs. | | | | | | | | | |
| <div><div></div></div> | 18% | 8 of a 41% reduction target | <div><div></div></div> | 23% | 2017 to 2030 (2020) | Absolute | | Scope 1+2+3 | 2019 |
| <div><div></div></div> | 10% | 8 of a 75% reduction target | <div><div></div></div> | 9% | 2017 to 2050 (2020) | Absolute | | Scope 1+2+3 | 2019 |
| Swire Coca-Cola Limited: Swire Coca-Cola Limited reported progress on all SBTs. | | | | | | | | | |
| <div><div></div></div> | 4% | 3 of a 70% reduction target | <div><div></div></div> | 17% | 2018 to 2030 (2020) | Absolute | | Scope 1+2 | 2020 |
| <div><div></div></div> | 10% | 3 of a 30% reduction target | <div><div></div></div> | 17% | 2018 to 2030 (2020) | Absolute | | Scope 1+2+3 | 2020 |
| Swire Properties Limited: No comparable progress data of SBT(s) was publicly found for Swire Properties Limited. | | | | | | | | | |
| Swisscom: No comparable progress data of SBT(s) was publicly found for Swisscom. | | | | | | | | | |
| Symrise AG: Symrise AG reported progress for at least one SBT. Information for other SBT(s) could not be publicly found or could not be represented. | | | | | | | | | |
| <div><div></div></div> | 43% | 8 of an 18% reduction target | <div><div></div></div> | 29% | 2016 to 2030 (2020) | Absolute | | Scope 1+2 | 2017 |
| Syngenta: Syngenta reported progress on all SBTs. | | | | | | | | | |
| <div><div></div></div> | -38% | -26 of a 68% intensity reduction target | <div><div></div></div> | 29% | 2016 to 2030 (2020) | Intensity | per value added | Scope 1+2+3 | 2019 |
| Synlait Milk Limited: No comparable progress data of SBT(s) was publicly found for Synlait Milk Limited. | | | | | | | | | |





** In some cases, companies reported a single science-based target (SBT) as multiple disaggregated targets or reported multiple SBTs as a single aggregated target in their CDP disclosure. In these cases, the SBTs and CDP progress data are presented in separate rows, with the progress data italicized.*

| Target completion (% completed) | Current target status | | Target timeframe (% elapsed) | Target timeframe Base year to target year (latest data year in brackets) | Target type | Activity unit | Scope(s) Covered | Year target approved |
|--|-----------------------|--|---|--|---------------------|---------------------------|---------------------|----------------------------|
| T-Mobile USA, Inc.: T-Mobile USA, Inc. reported progress on all SBTs. | | | | | | | | |
|  | 23% | 22 of a 95% reduction target |  | 44% | 2016 to 2025 (2020) | Absolute | Scope 1+2 | 2018 |
|  | 97% | 15 of a 15% intensity reduction target |  | 44% | 2016 to 2025 (2020) | Intensity per customer | Scope 3 | 2018 |
| Tai Wah Garment Industry Sdn. Bhd.: No comparable progress data of SBT(s) was publicly found for Tai Wah Garment Industry Sdn. Bhd. | | | | | | | | |
| TAIHO PHARMACEUTICAL CO., LTD.: No comparable progress data of SBT(s) was publicly found for TAIHO PHARMACEUTICAL CO., LTD. | | | | | | | | |
| Taisei Corporation: Taisei Corporation reported progress on all SBTs. | | | | | | | | |
|  | 48% | 12 of a 26% reduction target |  | 47% | 2013 to 2030 (2021) | Absolute | Scope 1+2 | 2018 |
|  | 38% | 10 of a 25% reduction target |  | 47% | 2013 to 2030 (2021) | Absolute | Scope 3 | 2018 |
| Taiwan Cement Corporation: No comparable progress data of SBT(s) was publicly found for Taiwan Cement Corporation. | | | | | | | | |
| Taiwan Mobile Co., Ltd.: Taiwan Mobile Co., Ltd reported progress for at least one SBT. Information for other SBT(s) could not be publicly found or could not be represented. | | | | | | | | |
|  | -7% | -2 of a 30% reduction target |  | 9% | 2019 to 2030 (2020) | Absolute | Scope 1+2 | 2021 |
| Takasago International Corporation: Takasago International Corporation reported progress for at least one SBT. Information for other SBT(s) could not be publicly found or could not be represented. | | | | | | | | |
|  | 15% | 4 of a 28% reduction target |  | 9% | 2019 to 2030 (2020) | Absolute | Scope 1+2 | 2021 |
| Takasago Thermal Engineering: Takasago Thermal Engineering reported progress on all SBTs. | | | | | | | | |
|  | 101% | 28 of a 28% reduction target |  | 18% | 2019 to 2030 (2021) | Absolute | Scope 1+2 | 2021 |
|  | 144% | 20 of a 14% reduction target |  | 18% | 2019 to 2030 (2021) | Absolute | Scope 3 | 2021 |
| Takeda Pharmaceutical Company: Takeda Pharmaceutical Company reported progress on all SBTs. | | | | | | | | |
|  | 58% | 23 of a 40% reduction target |  | 56% | 2016 to 2025 (2021) | Absolute | Scope 1+2 | 2020 |
|  | 23% | 23 of a 100% reduction target |  | 21% | 2016 to 2040 (2021) | Absolute | Scope 1+2 | 2020 |
|  | 25% | 17 of a 67% supplier engagement target |  | 50% | 2018 to 2024 (2021) | Supplier engagement | Scope 3 | 2020 |
| TALAWAKELLE TEA ESTATES PLC: No comparable progress data of SBT(s) was publicly found for TALAWAKELLE TEA ESTATES PLC. | | | | | | | | |



* In some cases, companies reported a single science-based target (SBT) as multiple disaggregated targets or reported multiple SBTs as a single aggregated target in their CDP disclosure. In these cases, the SBTs and CDP progress data are presented in separate rows, with the progress data italicized.

| Target completion (% completed) | Current target status | Target timeframe (% elapsed) | Target timeframe Base year to target year (latest data year in brackets) | Target type | Activity unit | Scope(s) Covered | Year target approved |
|------------------------------------|-----------------------|---------------------------------|--|-------------|---------------|---------------------|----------------------------|
|------------------------------------|-----------------------|---------------------------------|--|-------------|---------------|---------------------|----------------------------|





Target Corporation: Target Corporation reported progress for at least one SBT. Information for other SBT(s) could not be publicly found or could not be represented.

| | | | | | | | |
|---|------------------------------------|---|---------------------------|-----------|--|-------------|------|
| | 30% reduction target | | 2016 to 2030 (2020) | Absolute | | Scope 1+2+3 | 2019 |
|  | *89% *27 of a 30% reduction target |  | *23% *2017 to 2030 (2020) | *Absolute | | *Scope 1+2 | |
|  | *30% *-9 of a 30% reduction target |  | *23% *2017 to 2030 (2020) | *Absolute | | *Scope 3 | |





TATA CHEMICALS LIMITED: TATA CHEMICALS LIMITED reported progress on all SBTs.

| | | | | | | | |
|---|---------------------------------|---|-------------------------|----------|--|-----------|------|
|  | 20% 5 of a 28% reduction target |  | 18% 2019 to 2030 (2021) | Absolute | | Scope 1+2 | 2020 |
|---|---------------------------------|---|-------------------------|----------|--|-----------|------|

Tate & Lyle PLC: Tate & Lyle PLC reported progress on all SBTs.





| | | | | | | | |
|---|---------------------------------|---|------------------------|----------|--|-----------|------|
|  | 25% 7 of a 30% reduction target |  | 9% 2019 to 2030 (2020) | Absolute | | Scope 1+2 | 2020 |
|  | 3% 0 of a 15% reduction target |  | 9% 2019 to 2030 (2020) | Absolute | | Scope 3 | 2020 |

Taylor Wimpey: Taylor Wimpey reported progress on all SBTs.

| | | | | | | | |
|---|--|---|-------------------------|-----------|-----------------------------------|-----------|------|
|  | -58% -21 of a 36% intensity reduction target |  | 17% 2019 to 2025 (2020) | Intensity | per 100m2 of completed floor area | Scope 1+2 | 2020 |
|  | 76% 18 of a 24% intensity reduction target |  | 9% 2019 to 2030 (2020) | Intensity | per 100m2 of completed floor area | Scope 3 | 2020 |

Taylors Wines: (SME) No comparable progress data of SBT(s) was publicly found for Taylors Wines.





Tchibo GmbH: Tchibo GmbH reported progress on all SBTs.

| | | | | | | | |
|---|-----------------------------------|---|-------------------------|----------|--|-----------|------|
|  | 28% 14 of a 51% reduction target |  | 17% 2018 to 2030 (2020) | Absolute | | Scope 1+2 | 2020 |
|  | -19% -3 of a 15% reduction target |  | 17% 2018 to 2030 (2020) | Absolute | | Scope 3 | 2020 |

TCI Co., Ltd.: No comparable progress data of SBT(s) was publicly found for TCI Co., Ltd..

TCT-Speditions GmbH: (SME) No comparable progress data of SBT(s) was publicly found for TCT-Speditions GmbH.

Tech Mahindra: Tech Mahindra reported progress on all SBTs.





| | | | | | | | |
|---|-----------------------------------|---|-------------------------|----------|--|-----------|------|
|  | 159% 35 of a 22% reduction target |  | 36% 2016 to 2030 (2021) | Absolute | | Scope 1+2 | 2018 |
|  | 70% 35 of a 50% reduction target |  | 15% 2016 to 2050 (2021) | Absolute | | Scope 1+2 | 2018 |

* In some cases, companies reported a single science-based target (SBT) as multiple disaggregated targets or reported multiple SBTs as a single aggregated target in their CDP disclosure. In these cases, the SBTs and CDP progress data are presented in separate rows, with the progress data italicized.





| Target completion (% completed) | Current target status | | Target timeframe (% elapsed) | Target timeframe Base year to target year (latest data year in brackets) | Target type | Activity unit | Scope(s) Covered | Year target approved |
|------------------------------------|-----------------------|--|---------------------------------|--|-------------|---------------|---------------------|----------------------------|
|------------------------------------|-----------------------|--|---------------------------------|--|-------------|---------------|---------------------|----------------------------|

Tediber: (SME) No comparable progress data of SBT(s) was publicly found for Tediber.



Tele2 AB: Tele2 AB reported progress for at least one SBT. Information for other SBT(s) could not be publicly found or could not be represented.

| | | | | | | | | |
|---|-----|-------------------------------|---|-----|---------------------|----------|-----------|------|
|  | 88% | 79 of a 90% reduction target |  | 17% | 2019 to 2025 (2020) | Absolute | Scope 1+2 | 2021 |
|  | 79% | 79 of a 100% reduction target |  | 10% | 2019 to 2029 (2020) | Absolute | Scope 1+2 | 2021 |



TELEFÓNICA: TELEFÓNICA reported progress on all SBTs.

| | | | | | | | | |
|---|------|--|---|-----|---------------------|-----------|--------------------|------|
|  | 87% | 61 of a 70% reduction target |  | 50% | 2015 to 2025 (2020) | Absolute | Scope 1+2 | 2021 |
|  | 76% | 61 of an 80% reduction target |  | 33% | 2015 to 2030 (2020) | Absolute | Scope 1+2 | 2021 |
|  | 173% | 43 of a 25% reduction target |  | 44% | 2016 to 2025 (2020) | Absolute | Scope 3 | 2020 |
|  | 108% | 32 of a 30% intensity reduction target |  | 44% | 2016 to 2025 (2020) | Intensity | per euro purchased | 2020 |

Telenor Group: Telenor Group reported progress for at least one SBT. Information for other SBT(s) could not be publicly found or could not be represented.





| | | | | | | | | |
|---|----|-----------------------------|---|----|---------------------|----------|-----------|------|
|  | 0% | 0 of a 57% reduction target |  | 9% | 2019 to 2030 (2020) | Absolute | Scope 1+2 | 2021 |
|---|----|-----------------------------|---|----|---------------------|----------|-----------|------|

Telia Company AB: Telia Company AB reported progress for at least one SBT. Information for other SBT(s) could not be publicly found or could not be represented.

| | | | | | | | | |
|---|------|------------------------------|---|-----|---------------------|----------|-----------|------|
|  | 158% | 79 of a 50% reduction target |  | 29% | 2018 to 2025 (2020) | Absolute | Scope 1+2 | 2020 |
|---|------|------------------------------|---|-----|---------------------|----------|-----------|------|

TELUS Corporation: No comparable progress data of SBT(s) was publicly found for TELUS Corporation.





Tennant Company: Tennant Company reported progress on all SBTs.

| | | | | | | | | |
|---|------|--|---|-----|---------------------|-----------|--------------------------------|------|
|  | 139% | 35 of a 25% reduction target |  | 29% | 2016 to 2030 (2020) | Absolute | Scope 1+2 | 2018 |
|  | 54% | 27 of a 50% intensity reduction target |  | 29% | 2016 to 2030 (2020) | Intensity | per \$USD of equipment revenue | 2018 |

























Terna S.p.A.: Terna S.p.A. reported progress on all SBTs.

| | | | | | | | | |
|---|-----|-----------------------------|---|----|---------------------|----------|-----------|------|
|  | -0% | 0 of a 28% reduction target |  | 9% | 2019 to 2030 (2020) | Absolute | Scope 1+2 | 2021 |
|---|-----|-----------------------------|---|----|---------------------|----------|-----------|------|

Terumo Corporation: Terumo Corporation reported progress on all SBTs.

| | | | | | | | | |
|---|------|--|---|-----|---------------------|-----------|---------------------|------|
|  | 9% | 3 of a 30% reduction target |  | 25% | 2018 to 2030 (2021) | Absolute | Scope 1+2 | 2020 |
|  | -13% | -8 of a 60% intensity reduction target |  | 25% | 2018 to 2030 (2021) | Intensity | per unit of revenue | 2020 |



** In some cases, companies reported a single science-based target (SBT) as multiple disaggregated targets or reported multiple SBTs as a single aggregated target in their CDP disclosure. In these cases, the SBTs and CDP progress data are presented in separate rows, with the progress data italicized.*

| Target completion (% completed) | Current target status | Target timeframe (% elapsed) | Target timeframe Base year to target year (latest data year in brackets) | Target type | Activity unit | Scope(s) Covered | Year target approved |
|---|--|---|--|-------------|--|---------------------|----------------------------|
| Tesco: Tesco reported progress for at least one SBT. Information for other SBT(s) could not be publicly found or could not be represented. | | | | | | | |
|  | 91% 54 of a 60% reduction target |  | 60% 2015 to 2025 (2021) | Absolute | | Scope 1+2 | 2017 |
| TETRA PAK: TETRA PAK reported progress for at least one SBT. Information for other SBT(s) could not be publicly found or could not be represented. | | | | | | | |
|  | 19% 9 of a 46% reduction target |  | 9% 2019 to 2030 (2020) | Absolute | | Scope 1+2+3 | 2020 |
| Thalys: No comparable progress data of SBT(s) was publicly found for Thalys. | | | | | | | |
| The Anderson-DuBose Company: The Anderson-DuBose Company reported progress on all SBTs. | | | | | | | |
|  | 0% 0 of a 39% intensity reduction target |  | 33% 2015 to 2030 (2020) | Intensity | per short ton of goods delivered | Scope 1+2+3 | 2020 |
| The Berkeley Group Holdings plc: The Berkeley Group Holdings plc reported progress on all SBTs. | | | | | | | |
|  | 66% 33 of a 50% reduction target |  | 18% 2019 to 2030 (2021) | Absolute | | Scope 1+2 | 2020 |
|  | -41% -17 of a 40% intensity reduction target |  | 18% 2019 to 2030 (2021) | Intensity | per square foot of legally completed floor | Scope 3 | 2020 |
| The British Land Company PLC: The British Land Company PLC reported progress on all SBTs. | | | | | | | |
|  | 28% 14 of a 51% reduction target |  | 10% 2020 to 2030 (2021) | Absolute | | Scope 1+2 | 2021 |
|  | 83% 45 of a 55% intensity reduction target |  | 10% 2020 to 2030 (2021) | Intensity | square meter of net lettable area | Scope 3 | 2021 |
| The Children's Place, Inc.: The Children's Place, Inc. reported progress on all SBTs. | | | | | | | |
|  | 97% 29 of a 30% reduction target |  | 17% 2018 to 2030 (2020) | Absolute | | Scope 1+2 | 2020 |
|  | 50% 15 of a 30% reduction target |  | 17% 2018 to 2030 (2020) | Absolute | | Scope 3 | 2020 |
| The Co-operative Group Ltd.: The Co-operative Group Ltd. reported progress on all SBTs. | | | | | | | |
|  | 94% 47 of a 50% reduction target |  | 44% 2016 to 2025 (2020) | Absolute | | Scope 1+2 | 2019 |
|  | 23% 3 of a 11% reduction target |  | 33% 2016 to 2025 (2019) | Absolute | | Scope 3 | 2019 |
| The Coca-Cola Company: The Coca-Cola Company reported progress on all SBTs. | | | | | | | |
|  | 51% 13 of a 25% reduction target |  | 33% 2015 to 2030 (2020) | Absolute | | Scope 1+2+3 | 2019 |



* In some cases, companies reported a single science-based target (SBT) as multiple disaggregated targets or reported multiple SBTs as a single aggregated target in their CDP disclosure. In these cases, the SBTs and CDP progress data are presented in separate rows, with the progress data italicized.

| Target completion (% completed) | Current target status | Target timeframe (% elapsed) | Target timeframe Base year to target year (latest data year in brackets) | Target type | Activity unit | Scope(s) Covered | Year target approved |
|------------------------------------|-----------------------|---------------------------------|--|-------------|---------------|---------------------|----------------------------|
|------------------------------------|-----------------------|---------------------------------|--|-------------|---------------|---------------------|----------------------------|

The Estée Lauder Companies: The Estée Lauder Companies reported progress for at least one SBT. Information for other SBT(s) could not be publicly found or could not be represented.

| | | | | | | | | |
|---|------|------------------------------|---|-----|---------------------|----------|-----------|------|
|  | 105% | 53 of a 50% reduction target |  | 17% | 2018 to 2030 (2020) | Absolute | Scope 1+2 | 2020 |
|---|------|------------------------------|---|-----|---------------------|----------|-----------|------|



The HAVI Group, LP: The HAVI Group, LP reported progress on all SBTs.

| | | | | | | | | | |
|---|-----|---------------------------------------|---|-----|---------------------|-----------|-----------------------------------|-------------|------|
|  | 18% | 7 of a 40% intensity reduction target |  | 33% | 2015 to 2030 (2020) | Intensity | per metric ton of goods delivered | Scope 1+2+3 | 2019 |
|---|-----|---------------------------------------|---|-----|---------------------|-----------|-----------------------------------|-------------|------|





The Hershey Company: No comparable progress data of SBT(s) was publicly found for The Hershey Company.

The Howard de Walden Estate: (SME) No comparable progress data of SBT(s) was publicly found for The Howard de Walden Estate.



The Lego Group: The Lego Group reported progress on all SBTs.

| | | | | | | | | | |
|---|------|------------------------------|---|----|---------------------|----------|--|-------------|------|
|  | -15% | -6 of a 36% reduction target |  | 8% | 2019 to 2032 (2020) | Absolute | | Scope 1+2+3 | 2020 |
|---|------|------------------------------|---|----|---------------------|----------|--|-------------|------|

The Macerich Company: The Macerich Company reported progress for at least one SBT. Information for other SBT(s) could not be publicly found or could not be represented.





| | | | | | | | | | |
|---|-----|------------------------------|---|----|---------------------|----------|--|-----------|------|
|  | 21% | 10 of a 46% reduction target |  | 9% | 2019 to 2030 (2020) | Absolute | | Scope 1+2 | 2021 |
|  | 48% | 22 of a 46% reduction target |  | 9% | 2019 to 2030 (2020) | Absolute | | Scope 3 | 2021 |

The Martin-Brower Company, L.C.C.: The Martin-Brower Company, L.C.C. reported progress on all SBTs.

| | | | | | | | | | |
|---|-----|------------------------------|---|-----|---------------------|-----------|-----------------------------------|-------------|------|
|  | 55% | 22 of a 40% reduction target |  | 40% | 2015 to 2030 (2021) | Intensity | Per metric ton of goods delivered | Scope 1+2+3 | 2019 |
|---|-----|------------------------------|---|-----|---------------------|-----------|-----------------------------------|-------------|------|

The Port Authority of New York and New Jersey: No comparable progress data of SBT(s) was publicly found for The Port Authority of New York and New Jersey.



The Southern Co-operative: The Southern Co-operative reported progress on all SBTs.

| | | | | | | | | | |
|---|------|------------------------------|---|-----|---------------------|----------|--|-----------|------|
|  | 60% | 30 of a 50% reduction target |  | 18% | 2019 to 2030 (2021) | Absolute | | Scope 1+2 | 2021 |
|  | -18% | -3 of a 17% reduction target |  | 18% | 2019 to 2030 (2021) | Absolute | | Scope 3 | 2021 |

The VELUX Group: No comparable progress data of SBT(s) was publicly found for The VELUX Group.

thinkstep-anz: No comparable progress data of SBT(s) was publicly found for thinkstep-anz.

Thomson Reuters: Thomson Reuters reported progress for at least one SBT. Information for other SBT(s) could not be publicly found or could not be represented.





| | | | | | | | | | |
|---|------|------------------------------|---|-----|---------------------|----------|--|-----------|------|
|  | 190% | 95 of a 50% reduction target |  | 17% | 2018 to 2030 (2020) | Absolute | | Scope 1+2 | 2020 |
|---|------|------------------------------|---|-----|---------------------|----------|--|-----------|------|

** In some cases, companies reported a single science-based target (SBT) as multiple disaggregated targets or reported multiple SBTs as a single aggregated target in their CDP disclosure. In these cases, the SBTs and CDP progress data are presented in separate rows, with the progress data italicized.*

| Target completion (% completed) | Current target status | Target timeframe (% elapsed) | Target timeframe Base year to target year (latest data year in brackets) | Target type | Activity unit | Scope(s) Covered | Year target approved |
|------------------------------------|-----------------------|---------------------------------|--|-------------|---------------|---------------------|----------------------------|
|------------------------------------|-----------------------|---------------------------------|--|-------------|---------------|---------------------|----------------------------|



Thule Group: No comparable progress data of SBT(s) was publicly found for Thule Group.

thyssenkrupp AG: thyssenkrupp AG reported progress on all SBTs.



| | | | | | | | | |
|---|------|------------------------------|---|-----|---------------------|----------|-----------|------|
|  | 41% | 12 of a 30% reduction target |  | 17% | 2018 to 2030 (2020) | Absolute | Scope 1+2 | 2019 |
|  | 138% | 22 of a 16% reduction target |  | 23% | 2017 to 2030 (2020) | Absolute | Scope 3 | 2019 |

Timberlink Australia | New Zealand: No comparable progress data of SBT(s) was publicly found for Timberlink Australia | New Zealand.





Tintex Textiles, S.A: (SME) Tintex Textiles, S.A reported progress on all SBTs.

| | | | | | | | | |
|---|-----|------------------------------|---|-----|---------------------|----------|-----------|------|
|  | 33% | 17 of a 50% reduction target |  | 17% | 2018 to 2030 (2020) | Absolute | Scope 1+2 | 2021 |
|---|-----|------------------------------|---|-----|---------------------|----------|-----------|------|

TIS Inc.: TIS Inc. reported progress for at least one SBT. Information for other SBT(s) could not be publicly found or could not be represented.







| | | | | | | | | |
|---|-----|------------------------------|---|-----|---------------------|----------|-----------|------|
|  | -8% | -2 of a 28% reduction target |  | 18% | 2019 to 2030 (2021) | Absolute | Scope 1+2 | 2021 |
|---|-----|------------------------------|---|-----|---------------------|----------|-----------|------|

TITAN Cement Group: TITAN Cement Group reported progress on all SBTs.

| | | | | | | | | | |
|---|----|---------------------------------------|---|----|---------------------|-----------|---------------------------------|---------|------|
|  | 0% | 0 of a 21% intensity reduction target |  | 0% | 2020 to 2030 (2020) | Intensity | per ton of cementitious product | Scope 1 | 2021 |
|  | 0% | 0 of a 42% intensity reduction target |  | 0% | 2020 to 2030 (2020) | Intensity | per ton of cementitious product | Scope 2 | 2021 |



TMS Consultancy t/a Antaris Consulting: (SME) No comparable progress data of SBT(s) was publicly found for TMS Consultancy t/a Antaris Consulting.

TODA Corporation: TODA Corporation reported progress on all SBTs.

| | | | | | | | | | |
|---|-----|---------------------------------------|---|-----|---------------------|-----------|---|-----------|------|
|  | 38% | 13 of a 35% reduction target |  | 55% | 2010 to 2030 (2021) | Absolute | | Scope 1+2 | 2017 |
|  | 23% | 13 of a 57% reduction target |  | 28% | 2010 to 2050 (2021) | Absolute | | Scope 1+2 | 2017 |
|  | 5% | 3 of a 55% intensity reduction target |  | 28% | 2010 to 2050 (2021) | Intensity | per unit constructed product (square meter) | Scope 3 | 2017 |

Toitū Envirocare: No comparable progress data of SBT(s) was publicly found for Toitū Envirocare.

Tokmanni Oy: Tokmanni Oy reported progress for at least one SBT. Information for other SBT(s) could not be publicly found or could not be represented.

| | | | | | | | | | |
|---|------|------------------------------|---|-----|---------------------|----------|--|-----------|------|
|  | 100% | 70 of a 70% reduction target |  | 50% | 2015 to 2025 (2020) | Absolute | | Scope 1+2 | 2020 |
|---|------|------------------------------|---|-----|---------------------|----------|--|-----------|------|





** In some cases, companies reported a single science-based target (SBT) as multiple disaggregated targets or reported multiple SBTs as a single aggregated target in their CDP disclosure. In these cases, the SBTs and CDP progress data are presented in separate rows, with the progress data italicized.*

| Target completion (% completed) | Current target status | Target timeframe (% elapsed) | Target timeframe Base year to target year (latest data year in brackets) | Target type | Activity unit | Scope(s) Covered | Year target approved |
|------------------------------------|-----------------------|---------------------------------|--|-------------|---------------|---------------------|----------------------------|
|------------------------------------|-----------------------|---------------------------------|--|-------------|---------------|---------------------|----------------------------|





Tokyu Construction Co., Ltd.: Tokyu Construction Co., Ltd. reported progress for at least one SBT. Information for other SBT(s) could not be publicly found or could not be represented.

| | | | | | | | |
|---|---------------------------------------|---|------------------------------|-----------|--|-----------|------|
| | 30% reduction target | | 2018 to 2030 (2021) | Absolute | | Scope 1+2 | 2020 |
|  | *26% *-8 of a 30% reduction target |  | *25% *2018 to 2030 (2021) | *Absolute | | *Scope 1 | |
|  | *57% *17 of a 30% reduction target |  | *25% *2018 to 2030 (2021) | *Absolute | | *Scope 2 | |
|  | 207% 62 of a 30% reduction target |  | 25% 2018 to 2030 (2021) | Absolute | | Scope 3 | 2020 |







Tokyu Fudosan Holdings Corporation: Tokyu Fudosan Holdings Corporation reported progress on all SBTs.

| | | | | | | | |
|---|-------------------------------------|---|----------------------------|----------|--|-----------|------|
|  | 6% 3 of a 46% reduction target |  | 18% 2019 to 2030 (2021) | Absolute | | Scope 1+2 | 2021 |
|  | 34% 16 of a 46% reduction target |  | 18% 2019 to 2030 (2021) | Absolute | | Scope 3 | 2021 |

TOPPAN PRINTING CO., LTD.: TOPPAN PRINTING CO., LTD. reported progress on all SBTs.

| | | | | | | | |
|---|-------------------------------------|---|----------------------------|----------|--|-----------|------|
|  | 70% 21 of a 30% reduction target |  | 31% 2017 to 2030 (2021) | Absolute | | Scope 1+2 | 2019 |
|  | 17% 3 of a 20% reduction target |  | 31% 2017 to 2030 (2021) | Absolute | | Scope 3 | 2019 |

Toshiba Corporation: Toshiba Corporation reported progress on all SBTs.





















| | | | | | | | |
|--|-------------------------------------|--|---------------------------|----------|--|------------------------|------|
|  | 30% 8 of a 28% reduction target |  | 9% 2019 to 2030 (2021) | Absolute | | Scope 1+2 | 2020 |
|  | 72% 36 of a 50% reduction target |  | 9% 2019 to 2030 (2021) | Absolute | | Scope 3 ^{11a} | 2020 |
|  | 9% 1 of a 14% reduction target |  | 9% 2019 to 2030 (2021) | Absolute | | Scope 3 ^{11b} | 2020 |

TOTO LTD.: TOTO LTD. reported progress on all SBTs.

| | | | | | | | |
|---|--|---|------------------------------|-----------|--|------------------------|------|
|  | 46% 14 of a 30% reduction target |  | 25% 2018 to 2030 (2021) | Absolute | | Scope 1+2 | 2021 |
| | 15% reduction target | | 2018 to 2030 (2021) | Absolute | | Scope 3 ^{11c} | 2021 |
| | 15% reduction target | | 2018 to 2030 (2021) | Absolute | | Scope 3 ^{11d} | 2021 |
|  | *-10% *-1 of a 15% reduction target |  | *25% *2018 to 2030 (2021) | *Absolute | | *Scope 3 | |

Trane Technologies Plc.: No comparable progress data of SBT(s) was publicly found for Trane Technologies Plc..

* In some cases, companies reported a single science-based target (SBT) as multiple disaggregated targets or reported multiple SBTs as a single aggregated target in their CDP disclosure. In these cases, the SBTs and CDP progress data are presented in separate rows, with the progress data italicized.

| Target completion (% completed) | Current target status | Target timeframe (% elapsed) | Target timeframe Base year to target year (latest data year in brackets) | Target type | Activity unit | Scope(s) Covered | Year target approved |
|---|--|---|--|-------------|----------------------------------|---------------------|----------------------------|
| Transurban Group: Transurban Group reported progress on all SBTs. | | | | | | | |
|  | -29% -14 of a 50% reduction target |  | 9% 2019 to 2030 (2020) | Absolute | | Scope 1+2 | 2020 |
|  | -92% -20 of a 22% intensity reduction target |  | 9% 2019 to 2030 (2020) | Intensity | per vehicle kilometre travelled | Scope 3 | 2020 |
|  | 13% 7 of a 55% intensity reduction target |  | 9% 2019 to 2030 (2020) | Intensity | per \$M capex | Scope 3 | 2020 |
| Tricorona Climate Partner AB: (SME) No comparable progress data of SBT(s) was publicly found for Tricorona Climate Partner AB. | | | | | | | |
| Troup Bywaters + Anders: (SME) No comparable progress data of SBT(s) was publicly found for Troup Bywaters + Anders. | | | | | | | |
| TRUMPF GmbH & Co. KG: No comparable progress data of SBT(s) was publicly found for TRUMPF GmbH & Co. KG. | | | | | | | |
| Tubacex, S.A.: Tubacex, S.A. reported progress for at least one SBT. Information for other SBT(s) could not be publicly found or could not be represented. | | | | | | | |
|  | 6% 3 of a 59% intensity reduction target |  | 9% 2019 to 2030 (2020) | Intensity | ton of steel sold | Scope 1+2 | 2021 |
| Turner & Townsend Ltd.: No comparable progress data of SBT(s) was publicly found for Turner & Townsend Ltd. | | | | | | | |
| Tyson Foods, Inc.: Tyson Foods, Inc. reported progress on all SBTs. | | | | | | | |
|  | -46% -14 of a 30% reduction target |  | 29% 2016 to 2030 (2020) | Absolute | | Scope 1+2 | 2018 |
|  | 0% 0 of a 30% intensity reduction target |  | 29% 2016 to 2030 (2020) | Intensity | per ton of finished meat | Scope 3 | 2018 |
| UCB: No comparable progress data of SBT(s) was publicly found for UCB. | | | | | | | |
| UK Power Networks Holdings Limited: No comparable progress data of SBT(s) was publicly found for UK Power Networks Holdings Limited. | | | | | | | |
| UltraTech Cement Limited: UltraTech Cement Limited reported progress for at least one SBT. Information for other SBT(s) could not be publicly found or could not be represented. | | | | | | | |
|  | 21% 6 of a 27% intensity reduction target |  | 27% 2017 to 2032 (2021) | Intensity | per ton of cementitious material | Scope 1 | 2021 |
| Under Armour, Inc.: No comparable progress data of SBT(s) was publicly found for Under Armour, Inc. | | | | | | | |
| Unibail-Rodamco-Westfield SE: Unibail-Rodamco-Westfield SE reported progress on all SBTs. | | | | | | | |
|  | 103% 51 of a 50% reduction target |  | 33% 2015 to 2030 (2020) | Absolute | | Scope 1+2+3 | 2020 |
|  | 18% 7 of a 40% intensity reduction target |  | 33% 2015 to 2030 (2020) | Intensity | per visitor | Scope 3 | 2020 |
| Unicharm Corporation: Unicharm Corporation reported progress for at least one SBT. Information for other SBT(s) could not be publicly found or could not be represented. | | | | | | | |
|  | -39% -13 of a 34% reduction target |  | 29% 2016 to 2030 (2020) | Absolute | | Scope 1+2 | 2018 |

* In some cases, companies reported a single science-based target (SBT) as multiple disaggregated targets or reported multiple SBTs as a single aggregated target in their CDP disclosure. In these cases, the SBTs and CDP progress data are presented in separate rows, with the progress data italicized.

| Target completion (% completed) | Current target status | | Target timeframe (% elapsed) | Target timeframe Base year to target year (latest data year in brackets) | | Target type | Activity unit | Scope(s) Covered | Year target approved |
|--|-----------------------|--|---------------------------------|--|----------------------|---------------------|--------------------------------------|------------------------|----------------------------|
| Unilever plc: Unilever plc reported progress for at least one SBT. Information for other SBT(s) could not be publicly found or could not be represented. | | | | | | | | | |
| <div><div></div></div> | 60% | 60 of a 100% reduction target | <div><div></div></div> | 33% | 2015 to 2030 (2020) | Absolute | | Scope 1+2 | 2017 |
| <div><div></div></div> | 19% | 10 of a 50% intensity reduction target | <div><div></div></div> | 50% | 2010 to 2030 (2020) | Intensity | per consumer use of Unilever product | Scope 1+2+3 | 2017 |
| Union Pacific Railroad: No comparable progress data of SBT(s) was publicly found for Union Pacific Railroad. | | | | | | | | | |
| United Utilities Group PLC: United Utilities Group PLC reported progress for at least one SBT. Information for other SBT(s) could not be publicly found or could not be represented. | | | | | | | | | |
| <div><div></div></div> | -4% | -2 of a 42% reduction target | <div><div></div></div> | 10% | 2020 to 2030 (2021) | Absolute | | Scope 1+2 | 2021 |
| <div><div></div></div> | -67% | -17 of a 25% reduction target | <div><div></div></div> | 10% | 2020 to 2030 (2021) | Absolute | | Scope 3 | 2021 |
| <div><div></div></div> | 0% | 0 of a 66% supplier engagement target | <div><div></div></div> | 20% | 2020 to 2025 (2021) | Supplier engagement | | Scope 3 | 2021 |
| UPM-Kymmene Corporation: UPM-Kymmene Corporation reported progress for at least one SBT. Information for other SBT(s) could not be publicly found or could not be represented. | | | | | | | | | |
| <div><div></div></div> | 31% | 20 of a 65% reduction target | <div><div></div></div> | 33% | 2015 to 2030 (2020) | Absolute | | Scope 1+2 | 2020 |
| Uponor Corporation: Uponor Corporation reported progress for at least one SBT. Information for other SBT(s) could not be publicly found or could not be represented. | | | | | | | | | |
| <div><div></div></div> | 88% | 40 of a 46% reduction target | <div><div></div></div> | 9% | 2019 to 2030 (2020) | Absolute | | Scope 1+2 | 2021 |
| USHIO INC.: No comparable progress data of SBT(s) was publicly found for USHIO INC. | | | | | | | | | |
| V. MANE Fils: V. MANE Fils reported progress on all SBTs. | | | | | | | | | |
| <div><div></div></div> | 25% | 14 of a 57% intensity reduction target | <div><div></div></div> | 17% | 2018 to 2030 (2020) | Intensity | per ton of sold product | Scope 1+2 | 2021 |
| <div><div></div></div> | 80% | 30 of a 38% intensity reduction target | <div><div></div></div> | 17% | 2018 to 2030 (2020) | Intensity | per ton of sold product | Scope 3 | 2021 |
| Valeo: Valeo reported progress on all SBTs. | | | | | | | | | |
| <div><div></div></div> | 53% | 40 of a 75% reduction target | <div><div></div></div> | 9% | 2019 to 2030 (2020) | Absolute | | Scope 1+2 | 2021 |
| | | 15% reduction target | | | 2019 to 2030 (2020) | Absolute | | Scope 3 ^{11c} | 2021 |
| | | 15% reduction target | | | 2019 to 2030 (2020) | Absolute | | Scope 3 ^{11d} | 2021 |
| <div><div></div></div> | *140% | *21 of a 15% reduction target | <div><div></div></div> | *9% | *2019 to 2030 (2020) | *Absolute | | *Scope 3 | |
| <div><div></div></div> | 74% | 11 of a 15% reduction target | <div><div></div></div> | 9% | 2019 to 2030 (2020) | Absolute | | Scope 3 ¹ | 2021 |

* In some cases, companies reported a single science-based target (SBT) as multiple disaggregated targets or reported multiple SBTs as a single aggregated target in their CDP disclosure. In these cases, the SBTs and CDP progress data are presented in separate rows, with the progress data italicized.

| Target completion (% completed) | Current target status | | Target timeframe (% elapsed) | Target timeframe Base year to target year (latest data year in brackets) | Target type | Activity unit | Scope(s) Covered | Year target approved |
|------------------------------------|-----------------------|--|---------------------------------|--|-------------|---------------|---------------------|----------------------------|
|------------------------------------|-----------------------|--|---------------------------------|--|-------------|---------------|---------------------|----------------------------|

Valio Ltd.: No comparable progress data of SBT(s) was publicly found for Valio Ltd..





VALLOUREC: VALLOUREC reported progress on all SBTs.

| | | | | | | | | |
|---|------|--|---|-----|---------------------|-----------|-------------------------|------|
|  | 129% | 26 of a 20% reduction target |  | 38% | 2017 to 2025 (2020) | Absolute | Scope 1+2 | 2020 |
|  | 154% | 38 of a 25% reduction target |  | 38% | 2017 to 2025 (2020) | Absolute | Scope 1+2+3 | 2020 |
|  | 161% | 40 of a 25% reduction target |  | 38% | 2017 to 2025 (2020) | Absolute | Scope 3 | 2020 |
|  | 74% | 33 of a 45% intensity reduction target |  | 38% | 2017 to 2025 (2020) | Intensity | per unit of value added | 2020 |



Value Frontier: (SME) No comparable progress data of SBT(s) was publicly found for Value Frontier.

Vasakronan AB: No comparable progress data of SBT(s) was publicly found for Vasakronan AB.



Vattenfall AB: Vattenfall AB reported progress on all SBTs.

| | | | | | | | | |
|---|------|------------------------------|---|-----|---------------------|----------|-----------|------|
|  | 102% | 39 of a 38% reduction target |  | 23% | 2017 to 2030 (2020) | Absolute | Scope 1+2 | 2019 |
|  | 71% | 14 of a 20% reduction target |  | 23% | 2017 to 2030 (2020) | Absolute | Scope 3 | 2019 |



Ventas, Inc.: (SME) Ventas, Inc. reported progress on all SBTs.

| | | | | | | | | |
|---|-----|------------------------------|---|-----|---------------------|----------|-----------|------|
|  | 45% | 13 of a 30% reduction target |  | 17% | 2018 to 2030 (2020) | Absolute | Scope 1+2 | 2021 |
|---|-----|------------------------------|---|-----|---------------------|----------|-----------|------|









Veolia Environnement S.A.: Veolia Environnement S.A. reported progress on all SBTs.

| | | | | | | | | |
|---|----|-----------------------------|---|-----|---------------------|----------|-----------|------|
|  | 2% | 0 of a 22% reduction target |  | 12% | 2018 to 2034 (2020) | Absolute | Scope 1+2 | 2019 |
|---|----|-----------------------------|---|-----|---------------------|----------|-----------|------|

























Verallia: Verallia reported progress on all SBTs.

| | | | | | | | | |
|---|-----|-----------------------------|---|----|---------------------|----------|-----------|------|
|  | 18% | 5 of a 28% reduction target |  | 9% | 2019 to 2030 (2020) | Absolute | Scope 1+2 | 2021 |
|---|-----|-----------------------------|---|----|---------------------|----------|-----------|------|

Veritas Technologies, LLC: Veritas Technologies, LLC reported progress on all SBTs.

| | | | | | | | | |
|---|------|------------------------------|---|-----|---------------------|---------------------|------------------------------------|------|
|  | 188% | 47 of a 25% reduction target |  | 33% | 2019 to 2025 (2021) | Absolute | Scope 1+2 | 2021 |
|  | 516% | 98 of a 19% reduction target |  | 33% | 2019 to 2025 (2021) | Absolute | Scope 3 | 2021 |
|  | -12% | -2 of a 17% reduction target |  | 33% | 2019 to 2025 (2021) | Intensity | number of hardware appliances sold | 2021 |
|  | 52% | 26 of a 50% reduction target |  | 33% | 2019 to 2025 (2021) | Supplier engagement | Scope 3 | 2021 |

** In some cases, companies reported a single science-based target (SBT) as multiple disaggregated targets or reported multiple SBTs as a single aggregated target in their CDP disclosure. In these cases, the SBTs and CDP progress data are presented in separate rows, with the progress data italicized.*

| Target completion (% completed) | Current target status | Target timeframe (% elapsed) | Target timeframe Base year to target year (latest data year in brackets) | Target type | Activity unit | Scope(s) Covered | Year target approved |
|---|--|---|--|---------------------|---------------|-----------------------|----------------------------|
| Verizon: Verizon reported progress on all SBTs. | | | | | | | |
|  | 12% 6 of a 53% reduction target |  | 9% 2019 to 2030 (2020) | Absolute | | Scope 1+2 | 2021 |
|  | 19% 8 of a 40% reduction target |  | 6% 2019 to 2035 (2020) | Absolute | | Scope 3 | 2021 |
| Verstegen Spices & Sauces: (SME) No comparable progress data of SBT(s) was publicly found for Verstegen Spices & Sauces. | | | | | | | |
| Vestas Wind Systems: Vestas Wind Systems reported progress for at least one SBT. Information for other SBT(s) could not be publicly found or could not be represented. | | | | | | | |
|  | 33% 33 of a 100% reduction target |  | 9% 2019 to 2030 (2020) | Absolute | | Scope 1+2 | 2020 |
| VF Corporation: VF Corporation reported progress on all SBTs. | | | | | | | |
|  | 52% 29 of a 55% reduction target |  | 31% 2017 to 2030 (2021) | Absolute | | Scope 1+2 | 2019 |
|  | -2% -1 of a 30% reduction target |  | 31% 2017 to 2030 (2021) | Absolute | | Scope 3 | 2019 |
| VIÑA CONCHA Y TORO: VIÑA CONCHA Y TORO reported progress on all SBTs. | | | | | | | |
|  | 31% 17 of a 55% reduction target |  | 23% 2017 to 2030 (2020) | Absolute | | Scope 1+2+3 | 2019 |
| VMware, Inc.: VMware, Inc reported progress for at least one SBT. Information for other SBT(s) could not be publicly found or could not be represented. | | | | | | | |
|  | 115% 58 of a 50% reduction target |  | 8% 2019 to 2031 (2020) | Absolute | | Scope 1+2 | 2020 |
| | 50% reduction target | | 2019 to 2031 (2020) | Absolute | | Scope 3 | 2020 |
|  | *67% *34 of a 50% reduction target |  | *8% *2019 to 2031 (2020) | *Absolute | | *Scope 3 ³ | |
|  | *108% *54 of a 50% reduction target |  | *8% *2019 to 2031 (2020) | *Absolute | | *Scope 3 ⁷ | |
|  | -9% -6 of a 75% supplier engagement target |  | 17% 2019 to 2025 (2020) | Supplier engagement | | Scope 3 | 2020 |
| Vodafone Group Plc: Vodafone Group Plc reported progress for at least one SBT. Information for other SBT(s) could not be publicly found or could not be represented. | | | | | | | |
|  | 32% 30 of a 95% reduction target |  | 10% 2020 to 2030 (2021) | Absolute | | Scope 1+2 | 2020 |
|  | 3% 1 of a 50% reduction target |  | 10% 2020 to 2030 (2021) | Absolute | | Scope 3 | 2020 |
| VodafoneZiggo: No comparable progress data of SBT(s) was publicly found for VodafoneZiggo. | | | | | | | |
| Voi Technology AB: (SME) No comparable progress data of SBT(s) was publicly found for Voi Technology AB. | | | | | | | |

* In some cases, companies reported a single science-based target (SBT) as multiple disaggregated targets or reported multiple SBTs as a single aggregated target in their CDP disclosure. In these cases, the SBTs and CDP progress data are presented in separate rows, with the progress data italicized.

| Target completion (% completed) | Current target status | | Target timeframe (% elapsed) | Target timeframe Base year to target year (latest data year in brackets) | Target type | Activity unit | Scope(s) Covered | Year target approved | |
|--|-----------------------|--|---------------------------------|--|---------------------|---------------|-----------------------|----------------------------|------|
| Volkswagen AG: Volkswagen AG reported progress on all SBTs. | | | | | | | | | |
| <div><div></div></div> | 70% | 21 of a 30% reduction target | <div><div></div></div> | 17% | 2018 to 2030 (2020) | Absolute | Scope 1+2 | 2020 | |
| <div><div></div></div> | 47% | 14 of a 30% intensity reduction target | <div><div></div></div> | 17% | 2018 to 2030 (2020) | Intensity | per vehicle kilometer | Scope 3 | 2020 |
| Volvo Car Group: Volvo Car Group reported progress for at least one SBT. Information for other SBT(s) could not be publicly found or could not be represented. | | | | | | | | | |
| <div><div></div></div> | 32% | 19 of a 60% reduction target | <div><div></div></div> | 9% | 2019 to 2030 (2020) | Absolute | Scope 1+2 | 2020 | |
| Walmart Inc.: Walmart Inc. reported progress for at least one SBT. Information for other SBT(s) could not be publicly found or could not be represented. | | | | | | | | | |
| <div><div></div></div> | 50% | 17 of a 35% reduction target | <div><div></div></div> | 50% | 2015 to 2025 (2020) | Absolute | Scope 1+2 | 2020 | |
| WasteBox, Inc.: (SME) No comparable progress data of SBT(s) was publicly found for WasteBox, Inc. | | | | | | | | | |
| Weihai Luda Art & Craft Co., Ltd.: (SME) No comparable progress data of SBT(s) was publicly found for Weihai Luda Art & Craft Co., Ltd. | | | | | | | | | |
| Wereldhave: (SME) Wereldhave reported progress on all SBTs. | | | | | | | | | |
| <div><div></div></div> | 71% | 21 of a 30% reduction target | <div><div></div></div> | 17% | 2018 to 2030 (2020) | Absolute | Scope 1+2 | 2020 | |
| Whirlpool Corporation: No comparable progress data of SBT(s) was publicly found for Whirlpool Corporation. | | | | | | | | | |
| White House: (SME) No comparable progress data of SBT(s) was publicly found for White House. | | | | | | | | | |
| Wihlborgs Fastigheter: (SME) Wihlborgs Fastigheter reported progress on all SBTs. | | | | | | | | | |
| <div><div></div></div> | 88% | 44 of a 50% reduction target | <div><div></div></div> | 17% | 2018 to 2030 (2020) | Absolute | Scope 1+2 | 2020 | |
| Willhem AB: (SME) No comparable progress data of SBT(s) was publicly found for Willhem AB. | | | | | | | | | |
| Williams-Sonoma, Inc.: Williams-Sonoma, Inc. reported progress on all SBTs. | | | | | | | | | |
| <div><div></div></div> | 33% | 16 of a 50% reduction target | <div><div></div></div> | 18% | 2019 to 2030 (2021) | Absolute | Scope 1+2 | 2021 | |
| <div><div></div></div> | 72% | 10 of a 14% reduction target | <div><div></div></div> | 18% | 2019 to 2030 (2021) | Absolute | Scope 3 | 2021 | |
| Willmott Dixon Holdings Limited: No comparable progress data of SBT(s) was publicly found for Willmott Dixon Holdings Limited. | | | | | | | | | |



* In some cases, companies reported a single science-based target (SBT) as multiple disaggregated targets or reported multiple SBTs as a single aggregated target in their CDP disclosure. In these cases, the SBTs and CDP progress data are presented in separate rows, with the progress data italicized.

| Target completion (% completed) | Current target status | | Target timeframe (% elapsed) | Target timeframe Base year to target year (latest data year in brackets) | | Target type | Activity unit | Scope(s) Covered | Year target approved |
|--|-----------------------|--|---------------------------------|--|---------------------|-----------------------|-----------------------|---------------------|----------------------------|
| Wipro: Wipro reported progress for at least one SBT. Information for other SBT(s) could not be publicly found or could not be represented. | | | | | | | | | |
| <div><div></div></div> | 93% | 45 of a 48% reduction target | <div><div></div></div> | 31% | 2017 to 2030 (2021) | Absolute | | Scope 1+2 | 2018 |
| <div><div></div></div> | 249% | 75 of a 30% reduction target | <div><div></div></div> | 31% | 2017 to 2030 (2021) | Absolute | | Scope 3 | 2018 |
| Withincompliance LLC dba Virtuosity Consulting: (SME) No comparable progress data of SBT(s) was publicly found for Withincompliance LLC dba Virtuosity Consulting. | | | | | | | | | |
| Woolworths Group Limited: Woolworths Group Limited reported progress for at least one SBT. Information for other SBT(s) could not be publicly found or could not be represented. | | | | | | | | | |
| <div><div></div></div> | 38% | 24 of a 63% reduction target | <div><div></div></div> | 33% | 2015 to 2030 (2020) | Absolute | | Scope 1+2 | 2020 |
| Woolworths Holdings Ltd.: No comparable progress data of SBT(s) was publicly found for Woolworths Holdings Ltd. | | | | | | | | | |
| Workspace Group PLC: Workspace Group PLC reported progress on all SBTs. | | | | | | | | | |
| <div><div></div></div> | 39% | 16 of a 42% reduction target | <div><div></div></div> | 18% | 2020 to 2030 (2021) | Absolute | | Scope 1+2 | 2020 |
| <div><div></div></div> | 100% | 100 of a 100% renewable electricity procurement target | <div><div></div></div> | 10% | 2020 to 2030 (2021) | Renewable electricity | | Scope 2 | 2020 |
| <div><div></div></div> | 221% | 44 of a 20% intensity reduction target | <div><div></div></div> | 18% | 2020 to 2030 (2021) | Intensity | per net lettable area | Scope 3 | 2020 |
| Worldline: Worldline reported progress for at least one SBT. Information for other SBT(s) could not be publicly found or could not be represented. | | | | | | | | | |
| <div><div></div></div> | 66% | 33 of a 51% intensity reduction target | <div><div></div></div> | 29% | 2018 to 2025 (2020) | Intensity | per unit revenue | Scope 1+2+3 | 2019 |
| <div><div></div></div> | 40% | 33 of an 83% intensity reduction target | <div><div></div></div> | 12% | 2018 to 2035 (2020) | Intensity | per unit revenue | Scope 1+2+3 | 2019 |
| WPP Plc: WPP Plc reported progress on all SBTs. | | | | | | | | | |
| <div><div></div></div> | 48% | 41 of an 84% reduction target | <div><div></div></div> | 17% | 2019 to 2025 (2020) | Absolute | | Scope 1+2 | 2021 |
| <div><div></div></div> | 9% | 5 of a 50% reduction target | <div><div></div></div> | 9% | 2019 to 2030 (2020) | Absolute | | Scope 3 | 2021 |
| WSP Global Inc.: WSP Global Inc. reported progress for at least one SBT. Information for other SBT(s) could not be publicly found or could not be represented. | | | | | | | | | |
| <div><div></div></div> | 42% | 13 of a 30% reduction target | <div><div></div></div> | 17% | 2018 to 2030 (2020) | Absolute | | Scope 3 | 2021 |
| Xerox Corporation: Xerox Corporation reported progress on all SBTs. | | | | | | | | | |
| <div><div></div></div> | 83% | 50 of a 60% reduction target | <div><div></div></div> | 29% | 2016 to 2030 (2020) | Absolute | | Scope 1+2 | 2021 |
| <div><div></div></div> | 95% | 33 of a 35% reduction target | <div><div></div></div> | 29% | 2016 to 2030 (2020) | Absolute | | Scope 3 | 2021 |

* In some cases, companies reported a single science-based target (SBT) as multiple disaggregated targets or reported multiple SBTs as a single aggregated target in their CDP disclosure. In these cases, the SBTs and CDP progress data are presented in separate rows, with the progress data italicized.

| Target completion (% completed) | Current target status | Target timeframe (% elapsed) | Target timeframe Base year to target year (latest data year in brackets) | Target type | Activity unit | Scope(s) Covered | Year target approved |
|------------------------------------|-----------------------|---------------------------------|--|-------------|---------------|---------------------|----------------------------|
|------------------------------------|-----------------------|---------------------------------|--|-------------|---------------|---------------------|----------------------------|





Yamaha Corporation: Yamaha Corporation reported progress for at least one SBT. Information for other SBT(s) could not be publicly found or could not be represented.

| | | | | | | | | |
|---|-----|------------------------------|---|-----|---------------------|----------|-----------|------|
|  | 37% | 12 of a 32% reduction target |  | 31% | 2017 to 2030 (2021) | Absolute | Scope 1+2 | 2019 |
|---|-----|------------------------------|---|-----|---------------------|----------|-----------|------|

Yashima Construction Co, Ltd.: (SME) No comparable progress data of SBT(s) was publicly found for Yashima Construction Co.,Ltd.

YKK AP Inc.: No comparable progress data of SBT(s) was publicly found for YKK AP Inc.

YKK Corporation: YKK Corporation reported progress on all SBTs.





| | | | | | | | | |
|---|------|------------------------------|---|-----|---------------------|----------|-----------|------|
|  | 41% | 20 of a 50% reduction target |  | 25% | 2018 to 2030 (2021) | Absolute | Scope 1+2 | 2021 |
|  | 120% | 36 of a 30% reduction target |  | 25% | 2018 to 2030 (2021) | Absolute | Scope 3 | 2021 |

Yum! Brands, Inc.: Yum! Brands, Inc. reported progress on all SBTs.

| | | | | | | | | | |
|------------------------|------|---|------------------------|----|---------------------|-----------|---|-----------|------|
| <div><div></div></div> | 2% | 1 of a 46% reduction target | <div><div></div></div> | 9% | 2019 to 2030 (2020) | Absolute | | Scope 1+2 | 2021 |
| <div><div></div></div> | 36% | 17 of a 46% intensity reduction target | <div><div></div></div> | 9% | 2019 to 2030 (2020) | Intensity | per metric ton of beef, poultry, dairy, and packaging | Scope 3 | 2021 |
| <div><div></div></div> | -24% | -11 of a 46% intensity reduction target | <div><div></div></div> | 9% | 2019 to 2030 (2020) | Intensity | per restaurant | Scope 3 | 2021 |

YUTACOLGY Co.,Ltd.: (SME) No comparable progress data of SBT(s) was publicly found for YUTACOLGY Co.,Ltd.

Zalando SE: Zalando SE reported progress for at least one SBT. Information for other SBT(s) could not be publicly found or could not be represented.

| | | | | | | | | |
|---|------|--|---|-----|---------------------|-----------------------|-----------|------|
|  | 81% | 64 of an 80% reduction target |  | 38% | 2017 to 2025 (2020) | Absolute | Scope 1+2 | 2020 |
|  | 100% | 100 of a 100% renewable electricity procurement target |  | 38% | 2017 to 2025 (2020) | Renewable electricity | Scope 2 | 2020 |

ZHEJIANG MAYANG INDUSTRIES CO., LTD.: (SME) No comparable progress data of SBT(s) was publicly found for ZHEJIANG MAYANG INDUSTRIES CO.,LTD.

** In some cases, companies reported a single science-based target (SBT) as multiple disaggregated targets or reported multiple SBTs as a single aggregated target in their CDP disclosure. In these cases, the SBTs and CDP progress data are presented in separate rows, with the progress data italicized.*



SCIENCE
BASED
TARGETS

DRIVING AMBITIOUS CORPORATE CLIMATE ACTION

For general information and technical queries:

info@sciencebasedtargets.org
sciencebasedtargets.org



@ScienceTargets



/science-based-targets

Partner organizations



United Nations
Global Compact



WORLD
RESOURCES
INSTITUTE



First published May 2022.
Updated June 2022.